



Customer Service
PO Box 11813
Harrisburg, PA 17108-1813

ACCOUNT STATEMENT

For the Month Ending
November 30, 2018

SAN BERNARDINO COUNTY

Client Management Team

Kenneth Schiebel, CFA

Managing Director
213 Market Street
Harrisburg, PA 17101-2141
717-232-2723
schiebelk@pfm.com

Danny A. Nelson

Senior Managing Consultant
222 North LaSalle, Suite 910
Chicago, IL 60601
312-523-2434
nelsond@pfm.com

Contents

Cover/Disclosures
Summary Statement
Individual Accounts

Accounts included in Statement

76990800 SAN BERNARDINO COUNTY

SAN BERNARDINO COUNTY
PARTH BHATT
268 WEST HOSPITALITY LANE
FIRST FLOOR
SAN BERNARDINO, CA 92415-0360

Online Access www.pfm.com

Customer Service 1-717-232-2723



Important Disclosures

Important Disclosures

This statement is for general information purposes only and is not intended to provide specific advice or recommendations. PFM Asset Management LLC ("PFM") is an investment advisor registered with the Securities and Exchange Commission, and is required to maintain a written disclosure statement of our background and business experience. If you would like to receive a copy of our current disclosure statement, please contact Service Operations at the address below.

Proxy Voting PFM does not normally receive proxies to vote on behalf of its clients. However, it does on occasion receive consent requests. In the event a consent request is received the portfolio manager contacts the client and then proceeds according to their instructions. PFM's Proxy Voting Policy is available upon request by contacting Service Operations at the address below.

Questions About an Account PFM's monthly statement is intended to detail our investment advisory activity as well as the activity of any accounts held by clients in pools that are managed by PFM. The custodian bank maintains the control of assets and executes (i.e., settles) all investment transactions. The custodian statement is the official record of security and cash holdings and transactions. PFM recognizes that clients may use these reports to facilitate record keeping and that the custodian bank statement and the PFM statement should be reconciled and differences resolved. Many custodians use a settlement date basis which may result in the need to reconcile due to a timing difference.

Account Control PFM does not have the authority to withdraw funds from or deposit funds to the custodian. Our clients retain responsibility for their internal accounting policies; implementing and enforcing internal controls and generating ledger entries or otherwise recording transactions.

Market Value Generally, PFM's market prices are derived from closing bid prices as of the last business day of the month as supplied by ICE Data Services or Bloomberg. Where prices are not available from generally recognized sources the securities are priced using a yield-based matrix system to arrive at an estimated market value. Prices that fall between data points are interpolated. Non-negotiable FDIC-insured bank certificates of deposit are priced at par. Although PFM believes the prices to be reliable, the values of the securities do not always represent the prices at which the securities could have been bought or sold. Explanation of the valuation methods for money market and TERM funds is contained in the appropriate fund information statement.

Amortized Cost The original cost of the principal of the security is adjusted for the amount of the periodic reduction of any discount or premium from the purchase date until the date of the report. Discount or premium with respect to short term securities (those with less than one year to maturity at time of issuance) is amortized on a straightline basis. Such discount or premium with respect to longer term securities is amortized using the constant yield basis.

Tax Reporting Cost data and realized gains / losses are provided for informational purposes only. Please review for accuracy and consult your tax advisor to determine the tax consequences of your security transactions. PFM does not report such information to the IRS or other taxing authorities and is not responsible for the accuracy of such information that may be required to be reported to federal, state or other taxing authorities.

Financial Situation In order to better serve you, PFM should be promptly notified of any material change in your investment objective or financial situation.

Callable Securities Securities subject to redemption prior to maturity may be redeemed in whole or in part before maturity, which could affect the yield represented.

Portfolio The securities in this portfolio, including shares of mutual funds, are not guaranteed or otherwise protected by PFM, the FDIC (except for certain non-negotiable certificates of deposit) or any government agency. Investment in securities involves risks, including the possible loss of the amount invested. Actual settlement values, accrued interest, and amortized cost amounts may vary for securities subject to an adjustable interest rate or subject to principal paydowns. Any changes to the values shown may be reflected within the next monthly statement's beginning values.

Rating Information provided for ratings is based upon a good faith inquiry of selected sources, but its accuracy and completeness cannot be guaranteed. Shares of some money market and TERM funds are marketed through representatives of PFM's wholly owned subsidiary, PFM Fund Distributors, Inc. PFM Fund Distributors, Inc. is registered with the SEC as a broker/dealer and is a member of the Financial Industry Regulatory Authority ("FINRA") and the Municipal Securities Rulemaking Board ("MSRB"). You may reach the FINRA by calling the FINRA Regulator Public Disclosure Hotline at 1-888-289-9999 or at the FINRA Regulation Internet website address www.nasd.com. A brochure describing the FINRA Regulation Public Disclosure Program is also available from the FINRA upon request.

Key Terms and Definitions

Dividends on money market funds consist of interest earned, plus any discount ratably amortized to the date of maturity, plus all realized gains and losses on the sale of securities prior to maturity, less ratable amortization of any premium and all accrued expenses to the fund. Dividends are accrued daily and may be paid either monthly or quarterly. The monthly earnings on this statement represent the estimated dividend accrued for the month for any program that distributes earnings on a quarterly basis. There is no guarantee that the estimated amount will be paid on the actual distribution date.

Current Yield is the net change, exclusive of capital changes and income other than investment income, in the value of a hypothetical fund account with a balance of one share over the seven-day base period including the statement date, expressed as a percentage of the value of one share (normally \$1.00 per share) at the beginning of the seven-day period. This resulting net change in account value is then annualized by multiplying it by

365 and dividing the result by 7. The yields quoted should not be considered a representation of the yield of the fund in the future, since the yield is not fixed.

Average maturity represents the average maturity of all securities and investments of a portfolio, determined by multiplying the par or principal value of each security or investment by its maturity (days or years), summing the products, and dividing the sum by the total principal value of the portfolio. The stated maturity date of mortgage backed or callable securities are used in this statement. However the actual maturity of these securities could vary depending on the level or prepayments on the underlying mortgages or whether a callable security has or is still able to be called.

Monthly distribution yield represents the net change in the value of one share (normally \$1.00 per share) resulting from all dividends declared during the month by a fund expressed as a percentage of the value of one share at the beginning of the month. This resulting net change is then annualized by multiplying it by 365 and dividing it by the number of calendar days in the month.

YTM at Cost The yield to maturity at cost is the expected rate of return, based on the original cost, the annual interest receipts, maturity value and the time period from purchase date to maturity, stated as a percentage, on an annualized basis.

YTM at Market The yield to maturity at market is the rate of return, based on the current market value, the annual interest receipts, maturity value and the time period remaining until maturity, stated as a percentage, on an annualized basis.

Managed Account A portfolio of investments managed discretely by PFM according to the client's specific investment policy and requirements. The investments are directly owned by the client and held by the client's custodian.

Unsettled Trade A trade which has been executed however the final consummation of the security transaction and payment has not yet taken place.

Please review the detail pages of this statement carefully. If you think your statement is wrong, missing account information, or if you need more information about a transaction, please contact PFM within 60 days of receipt. If you have other concerns or questions regarding your account you should contact a member of your client management team or PFM Service Operations at the address below.

PFM Asset Management LLC
Attn: Service Operations
213 Market Street
Harrisburg, PA 17101



Account Statement
For the Month Ending November 30, 2018

Consolidated Summary Statement

SAN BERNARDINO COUNTY

Portfolio Summary

Portfolio Holdings	Cash Dividends and Income	Closing Market Value
PFM Managed Account	9,936,064.27	6,326,681,560.16
Cash Balance	0.00	278,885,162.40
Total	\$9,936,064.27	\$6,605,566,722.56

Investment Allocation

Investment Type	Closing Market Value	Percent
Bank Note	73,955,570.00	1.12
Certificate of Deposit	999,896,604.08	15.14
Commercial Paper	563,568,770.00	8.53
Corporate Note	112,675,393.00	1.71
Federal Agency Bond / Note	1,783,946,527.08	27.00
Federal Agency Discount Note	199,587,928.00	3.02
Federally Insured Cash Account	1,000,000.00	0.02
Joint Powers Authority	200,000,000.00	3.03
Money Market Mutual Fund	2,000,000.00	0.03
NOW Account	225,000,000.00	3.41
Supra-National Agency Bond / Note	637,859,395.00	9.66
Supra-National Discount Note	149,765,073.00	2.27
U.S. Treasury Bond / Note	1,377,426,300.00	20.84
Cash Balance	278,885,162.40	4.22
Total	\$6,605,566,722.56	100.00%

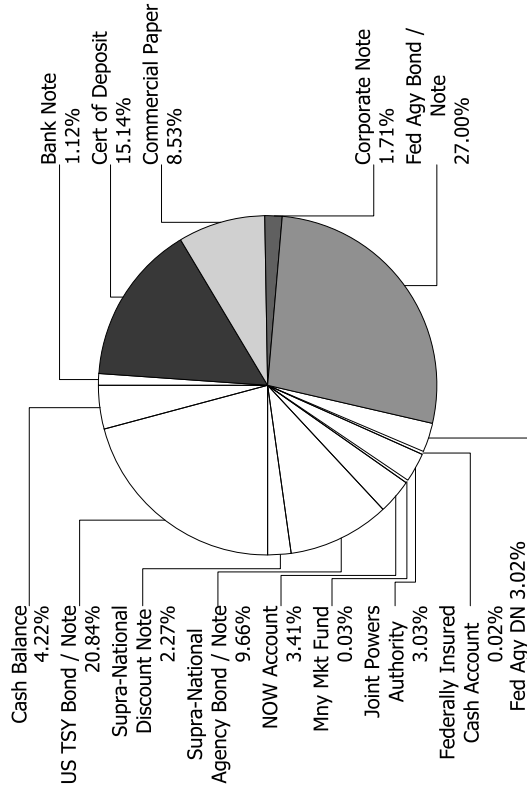
Maturity Distribution (Fixed Income Holdings)

Portfolio Holdings	Closing Market Value	Percent
Under 30 days	1,387,353,909.55	21.01
31 to 60 days	584,742,033.20	8.85
61 to 90 days	248,293,067.48	3.76
91 to 180 days	702,058,775.50	10.63
181 days to 1 year	1,344,401,885.83	20.35
1 to 2 years	1,447,452,534.00	21.91
2 to 3 years	701,029,147.00	10.61
3 to 4 years	190,235,370.00	2.88
4 to 5 years	0.00	0.00
Over 5 years	0.00	0.00
Total	\$6,605,566,722.56	100.00%

Weighted Average Days to Maturity 325

PFM Asset Management LLC

Sector Allocation





Managed Account Summary Statement

For the Month Ending **November 30, 2018**

SAN BERNARDINO COUNTY - 76990800

Transaction Summary - Managed Account

Opening Market Value

Maturities/Calls	\$6,193,189,160.21
Principal Dispositions	(2,569,000,000.00)
Principal Acquisitions	(34,000,000.00)
Unsettled Trades	2,728,870,748.31
Change in Current Value	0.00
	7,621,651.64
Closing Market Value	\$6,326,681,560.16

Earnings Reconciliation (Cash Basis) - Managed Account

Interest/Dividends/Coupons Received	9,029,841.81
Less Purchased Interest Related to Interest/Coupons	(262,209.21)
Plus Net Realized Gains/Losses	1,168,431.67
Total Cash Basis Earnings	\$9,936,064.27

Earnings Reconciliation (Accrual Basis)

	Total
Ending Amortized Value of Securities	6,364,206,132.83
Ending Accrued Interest	18,211,455.79
Plus Proceeds from Sales	34,000,000.00
Plus Proceeds of Maturities/Calls/Principal Payments	2,569,295,166.67
Plus Coupons/Dividends Received	8,734,675.14
Less Cost of New Purchases	(2,729,094,915.85)
Less Beginning Amortized Value of Securities	(6,236,487,271.49)
Less Beginning Accrued Interest	(18,647,093.61)
Total Accrual Basis Earnings	\$10,218,149.48

Cash Transactions Summary - Managed Account

Maturities/Calls	2,569,295,166.67
Sale Proceeds	34,000,000.00
Coupon/Interest/Dividend Income	8,734,675.14
Principal Payments	0.00
Security Purchases	(2,793,915,947.52)
Net Cash Contribution	181,886,105.71
Reconciling Transactions	0.00

Cash Balance

Closing Cash Balance **\$0.00**



Portfolio Summary and Statistics

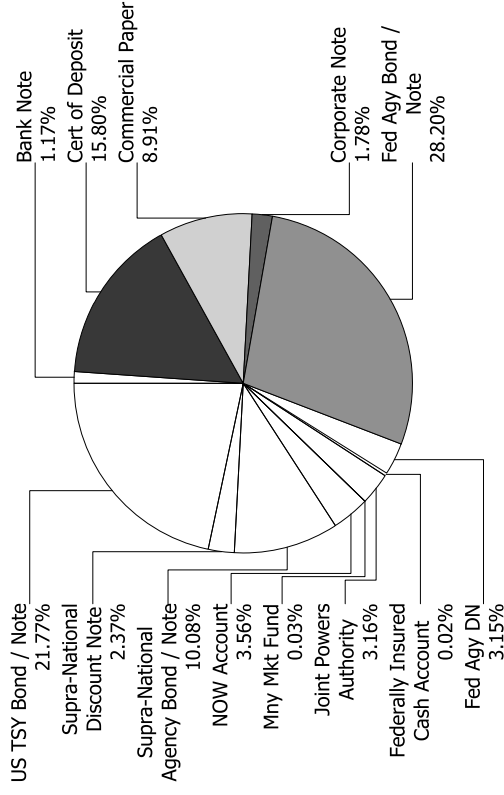
For the Month Ending **November 30, 2018**

SAN BERNARDINO COUNTY - 76990800

Account Summary

Description	Par Value	Market Value	Percent
U.S. Treasury Bond / Note	1,400,000,000.00	1,377,426,300.00	21.77%
Supra-National Discount Note	150,000,000.00	149,765,073.00	2.37%
Supra-National Agency Bond / Note	645,000,000.00	637,859,395.00	10.08%
NOW Account	225,000,000.00	225,000,000.00	3.56%
Money Market Mutual Fund	2,000,000.00	2,000,000.00	0.03%
Joint Powers Authority	200,000,000.00	200,000,000.00	3.16%
Federally Insured Cash Account	1,000,000.00	1,000,000.00	0.02%
Federal Agency Discount Note	200,000,000.00	199,587,928.00	3.15%
Federal Agency Bond / Note	1,798,347,000.00	1,783,946,527.08	28.20%
Corporate Note	114,000,000.00	112,675,393.00	1.78%
Commercial Paper	565,000,000.00	563,568,770.00	8.91%
Certificate of Deposit	1,000,400,000.00	999,896,604.08	15.80%
Bank Note	75,000,000.00	73,955,570.00	1.17%
Managed Account Sub-Total	6,375,747,000.00	6,326,681,560.16	100.00%
Accrued Interest		18,211,455.79	
Total Portfolio	6,375,747,000.00	6,344,893,015.95	

Sector Allocation



Unsettled Trades

0.00

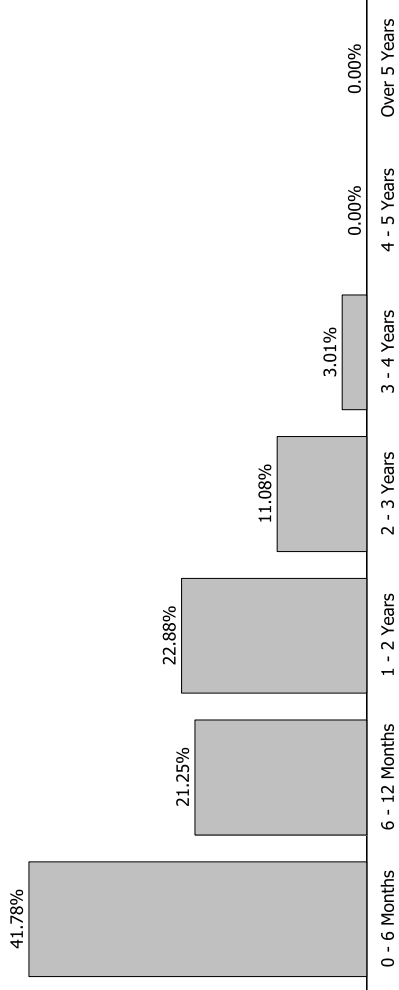


Portfolio Summary and Statistics

For the Month Ending **November 30, 2018**

SAN BERNARDINO COUNTY - 76990800

Maturity Distribution



Characteristics

Yield to Maturity at Cost	2.03%
Yield to Maturity at Market	2.64%
Duration to Worst	0.89
Weighted Average Days to Maturity	339



Managed Account Issuer Summary

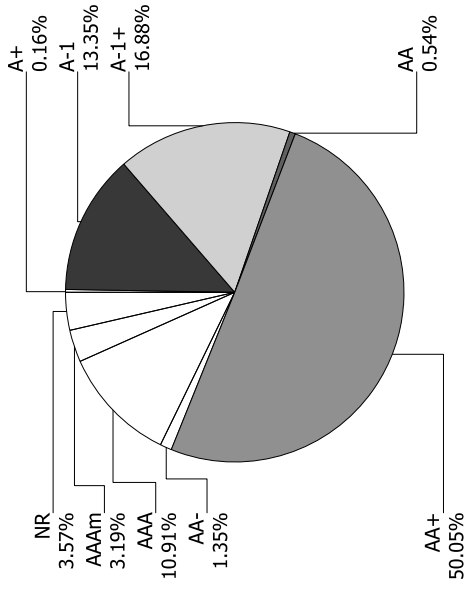
For the Month Ending November 30, 2018

SAN BERNARDINO COUNTY - 76990800

Issuer Summary

Issuer	Market Value of Holdings	Percent
3M COMPANY	11,578,734.00	0.18
AMERICAN HONDA FINANCE	39,896,520.00	0.63
BANK OF AMERICA CO	74,929,731.75	1.18
BANK OF MONTREAL	99,909,476.75	1.58
BANK OF NOVA SCOTIA	49,968,500.00	0.79
BANK OF THE WEST	225,000,000.00	3.56
CAMP	200,000,000.00	3.16
COMMONWEALTH BANK OF AUSTRALIA	99,936,460.75	1.58
CREDIT AGRICOLE SA	99,827,600.00	1.58
EXXON MOBIL CORP	4,886,280.00	0.08
FANNIE MAE	620,287,573.00	9.80
FEDERAL FARM CREDIT BANKS	258,309,140.00	4.08
FEDERAL HOME LOAN BANKS	755,324,260.00	11.93
FEDERATED GOVT OBLIGATIONS FUNDS	1,000,000.00	0.02
FIDELITY TREASURY MF	1,000,000.00	0.02
FREDDIE MAC	349,613,482.08	5.53
INTER-AMERICAN DEVELOPMENT BANK	272,576,375.00	4.31
INTERNATIONAL FINANCE CORPORATION	24,659,975.00	0.39
INTL BANK OF RECONSTRUCTION AND DEV	490,388,118.00	7.75
JOHNSON & JOHNSON	2,942,274.00	0.05
JP MORGAN CHASE & CO	59,502,435.00	0.94
MICROSOFT CORP	49,405,485.00	0.78
MITSUBISHI UFJ FINANCIAL GROUP INC	174,776,525.00	2.76
NATIXIS NY BRANCH	99,981,800.00	1.58
NORDEA BANK AB	74,984,641.50	1.19
ROYAL BANK OF CANADA	123,680,910.48	1.95
STONECASTLE FICA	1,000,000.00	0.02
SUMITOMO MITSUI FINANCIAL GROUP INC	155,978,495.40	2.47
SVENSKA HANDELSBANKEN AB	70,680,239.20	1.12
TORONTO-DOMINION BANK	99,895,715.25	1.58
TOYOTA MOTOR CORP	99,548,250.00	1.57
UNITED STATES TREASURY	1,377,426,300.00	21.76

Credit Quality (S&P Ratings)





Managed Account Issuer Summary

SAN BERNARDINO COUNTY - 76990800

Issuer	Market Value of Holdings	Percent
US BANCORP	123,885,003.00	1.96
WAL-MART STORES INC	33,898,260.00	0.54
WESTPAC BANKING CORP	100,003,000.00	1.58
Total	\$6,326,681,560.16	100.00%



Managed Account Detail of Securities Held

For the Month Ending **November 30, 2018**

SAN BERNARDINO COUNTY - 76990800

Security Type / Description	Dated Date / Coupon / Maturity	CUSIP	S&P Rating	Moody's Rating	Trade Date	Settle Date	Original Cost	YTM at Cost	Accrued Interest	Amortized Cost	Market Value
U.S. Treasury Bond / Note											
US TREASURY NOTES	DTD 02/29/2012 1.375% 02/28/2019	912828SH4	AA+	Aaa	11/18/15	11/19/15	25,046,875.00	1.32	87,361.88	25,003,588.25	24,938,250.00
US TREASURY NOTES	DTD 02/28/2014 1.500% 02/28/2019	912828C24	AA+	Aaa	10/27/16	10/28/16	50,607,421.88	0.97	190,607.73	50,064,418.50	49,891,350.00
US TREASURY NOTES	DTD 03/31/2014 1.625% 03/31/2019	912828C65	AA+	Aaa	11/12/15	11/13/15	25,210,937.50	1.37	69,196.43	25,020,994.00	24,925,775.00
US TREASURY NOTES	DTD 04/15/2016 0.875% 04/15/2019	912828Q52	AA+	Aaa	09/26/17	09/27/17	24,797,851.56	1.40	28,245.19	24,951,257.50	24,852,550.00
US TREASURY NOTES	DTD 05/31/2017 1.250% 05/31/2019	912828X54	AA+	Aaa	06/14/17	06/15/17	24,977,539.06	1.30	858.52	24,994,254.75	24,840,825.00
US TREASURY NOTES	DTD 05/31/2017 1.250% 05/31/2019	912828X54	AA+	Aaa	09/26/17	09/27/17	24,934,670.31	1.41	858.52	24,980,481.25	24,840,825.00
US TREASURY NOTES	DTD 05/31/2012 1.125% 05/31/2019	912828SX9	AA+	Aaa	03/28/17	03/29/17	49,800,781.25	1.31	1,545.33	49,953,962.50	49,654,300.00
US TREASURY NOTES	DTD 06/15/2016 0.875% 06/15/2019	912828R85	AA+	Aaa	12/20/16	12/21/16	24,660,156.25	1.43	101,007.51	24,925,339.00	24,773,450.00
US TREASURY NOTES	DTD 07/02/2012 1.000% 06/30/2019	912828TC4	AA+	Aaa	03/28/17	03/29/17	49,630,859.38	1.33	209,239.13	49,903,916.50	49,544,900.00
US TREASURY NOTES	DTD 06/30/2014 1.625% 06/30/2019	912828WS5	AA+	Aaa	06/29/17	06/30/17	50,244,140.63	1.38	340,013.59	50,071,650.00	49,720,700.00
US TREASURY NOTES	DTD 06/30/2014 1.625% 06/30/2019	912828WS5	AA+	Aaa	07/03/17	07/05/17	50,210,937.50	1.41	340,013.59	50,062,347.50	49,720,700.00
US TREASURY N/B NOTES	DTD 06/30/2017 1.250% 06/30/2019	912828XV7	AA+	Aaa	12/15/17	12/18/17	49,570,312.50	1.82	261,548.91	49,835,965.50	49,617,200.00
US TREASURY NOTES	DTD 09/15/2016 0.875% 09/15/2019	9128282G4	AA+	Aaa	09/20/17	09/21/17	24,721,679.69	1.45	46,529.70	24,888,638.50	24,649,425.00
US TREASURY NOTES	DTD 10/31/2014 1.500% 10/31/2019	912828F62	AA+	Aaa	12/20/16	12/21/16	24,968,750.00	1.54	32,113.26	24,989,906.50	24,723,625.00



Managed Account Detail of Securities Held

For the Month Ending **November 30, 2018**

SAN BERNARDINO COUNTY - 76990800

Security Type/Description Dated Date/Coupon/Maturity	CUSIP	S&P Rating	Moody's Rating	Trade Date	Settle Date	Original Cost	YTM at Cost	Accrued Interest	Amortized Cost	Market Value
U.S. Treasury Bond / Note										
US TREASURY NOTES DTD 10/31/2014 1.500% 10/31/2019	912828F62	AA+	Aaa	11/16/17	11/17/17	24,899,414.06	1.71	32,113.26	24,952,539.25	24,723,625.00
US TREASURY NOTES DTD 11/30/2012 1.000% 11/30/2019	912828UB4	AA+	Aaa	11/10/16	11/14/16	24,900,390.63	1.13	686.81	24,966,995.00	24,570,300.00
US TREASURY N/B DTD 12/15/2016 1.375% 12/15/2019	912828U73	AA+	Aaa	09/26/17	09/27/17	24,948,242.19	1.47	158,726.09	24,975,615.25	24,649,425.00
US TREASURY N/B NOTES DTD 01/17/2017 1.375% 01/15/2020	912828V31	AA+	Aaa	01/12/18	01/16/18	49,376,953.13	2.01	259,680.71	49,646,981.00	49,236,350.00
US TREASURY NOTES DTD 02/15/2017 1.375% 02/15/2020	912828W22	AA+	Aaa	01/12/18	01/16/18	49,337,890.63	2.03	201,766.30	49,613,167.50	49,167,950.00
US TREASURY NOTES DTD 03/02/2015 1.375% 02/29/2020	912828J50	AA+	Aaa	02/01/17	02/02/17	24,858,398.44	1.56	87,361.88	24,941,808.00	24,570,300.00
US TREASURY NOTES DTD 04/30/2015 1.375% 04/30/2020	912828K58	AA+	Aaa	01/06/17	01/09/17	49,675,781.25	1.58	58,874.31	49,859,423.00	49,021,500.00
US TREASURY NOTES DTD 04/30/2013 1.125% 04/30/2020	912828VA5	AA+	Aaa	01/31/18	02/01/18	48,820,312.50	2.21	48,169.89	49,249,852.00	48,849,600.00
US TREASURY NOTES DTD 05/31/2013 1.375% 05/31/2020	912828VF4	AA+	Aaa	03/28/18	03/29/18	49,009,765.63	2.31	1,888.74	49,312,757.50	48,951,150.00
US TREASURY NOTES DTD 06/01/2015 1.500% 05/31/2020	912828XE5	AA+	Aaa	04/25/18	04/26/18	48,966,796.88	2.52	2,060.44	49,256,760.00	49,041,000.00
US TREASURY NOTES DTD 07/01/2013 1.875% 06/30/2020	912828VJ6	AA+	Aaa	03/28/18	03/29/18	49,511,718.75	2.32	392,323.37	49,655,742.00	49,275,400.00
US TREASURY NOTES DTD 07/01/2013 1.875% 06/30/2020	912828VJ6	AA+	Aaa	04/25/18	04/26/18	49,298,828.13	2.54	392,323.37	49,488,029.50	49,275,400.00
US TREASURY NOTES DTD 07/31/2013 2.000% 07/31/2020	912828VP2	AA+	Aaa	04/25/18	04/26/18	49,404,296.88	2.54	334,239.13	49,559,397.00	49,337,900.00
US TREASURY NOTES DTD 08/16/2010 2.625% 08/15/2020	912828NT3	AA+	Aaa	12/20/16	12/21/16	25,721,679.69	1.80	192,595.11	25,343,150.50	24,916,025.00



Managed Account Detail of Securities Held

For the Month Ending **November 30, 2018**

SAN BERNARDINO COUNTY - 76990800

Security Type/Description	Dated Date/Coupon/Maturity	CUSIP	S&P Rating	Moody's Rating	Trade Date	Settle Date	Original Cost	YTM at Cost	Accrued Interest	Amortized Cost	Market Value
U.S. Treasury Bond / Note											
US TREASURY NOTES	DTD 10/31/2013 1.750% 10/31/2020	912828WC0	AA+	Aaa	10/25/17	10/26/17	49,996,093.75	1.75	74,930.94	49,997,527.50	49,001,950.00
US TREASURY NOTES	DTD 11/30/2015 1.625% 11/30/2020	912828M98	AA+	Aaa	12/20/16	12/21/16	24,755,859.38	1.88	1,116.07	24,874,110.50	24,420,900.00
US TREASURY N/B	DTD 02/29/2016 1.125% 02/28/2021	912828P87	AA+	Aaa	11/29/17	11/30/17	24,374,023.44	1.92	71,477.90	24,563,340.00	24,083,000.00
US TREASURY NOTES	DTD 05/31/2016 1.375% 05/31/2021	912828R77	AA+	Aaa	12/20/16	12/21/16	24,334,960.94	2.00	944.37	24,618,964.25	24,127,925.00
US TREASURY NOTES	DTD 06/02/2014 2.000% 05/31/2021	912828WN6	AA+	Aaa	12/02/16	12/05/16	50,447,265.63	1.79	2,747.25	50,253,409.00	49,001,950.00
US TREASURY N/B	DTD 09/30/2016 1.125% 09/30/2021	912828T34	AA+	Aaa	11/29/17	11/30/17	24,198,242.19	2.00	47,905.22	24,402,386.75	23,856,450.00
US TREASURY NOTES	DTD 12/01/2014 1.875% 11/30/2021	912828G53	AA+	Aaa	12/20/16	12/21/16	24,734,375.00	2.10	1,287.77	24,835,726.50	24,323,250.00
US TREASURY NOTES	DTD 02/02/2015 1.500% 01/31/2022	912828H86	AA+	Aaa	02/15/17	02/16/17	48,779,296.88	2.02	250,679.35	49,206,489.00	47,984,400.00
US TREASURY N/B NOTES	DTD 02/28/2017 1.875% 02/28/2022	912828W55	AA+	Aaa	11/29/17	11/30/17	24,823,242.19	2.05	119,129.83	24,863,847.25	24,252,925.00
US TREASURY N/B NOTES	DTD 11/02/2015 1.875% 10/31/2022	912828M49	AA+	Aaa	11/29/17	11/30/17	24,739,257.81	2.10	40,141.57	24,790,435.75	24,093,750.00
Security Type Sub-Total							1,389,295,998.51	1.80	4,482,308.97	1,392,875,174.25	1,377,426,300.00
Supra-National Discount Note											
INTL BANK OF RECON AND DEV DISC NOTE	-- 0.000% 12/20/2018	459053T87	A-1+	P-1	11/13/18	11/14/18	74,835,375.00	2.20	0.00	74,913,114.75	74,919,600.00
INTL BANK OF RECON AND DEV DISC NOTE	-- 0.000% 01/02/2019	459052AB2	A-1+	P-1	09/27/18	10/01/18	24,854,687.50	2.26	0.00	24,950,000.00	24,948,491.00
INTL BANK OF RECON AND DEV DISC NOTE	-- 0.000% 01/02/2019	459052AB2	A-1+	P-1	09/28/18	10/01/18	49,709,375.00	2.26	0.00	49,900,000.00	49,896,982.00



Managed Account Detail of Securities Held

For the Month Ending **November 30, 2018**

SAN BERNARDINO COUNTY - 76990800

Security Type/Description	Dated Date/Coupon/Maturity	CUSIP	S&P Rating	Moody's Rating	Trade Date	Settle Date	Original Cost	YTM at Cost	Accrued Interest	Amortized Cost	Market Value
Supra-National Discount Note							149,399,437.50	2.23	0.00	149,763,114.75	149,765,073.00
Security Type Sub-Total							150,000,000.00				
Supra-National Agency Bond / Note											
INTL BK OF REC & DEV NOTE (EX-CALLABLE)		459058FC2	AAA	Aaa	04/21/16	04/26/16	24,947,500.00	1.32	30,381.94	24,992,834.75	24,864,725.00
DTD 04/26/2016 1.250% 04/26/2019											
INTER-AMERICAN DEVELOPMENT BANK		458182DX7	AAA	Aaa	05/24/16	05/27/16	24,842,875.00	1.22	12,500.00	24,975,768.00	24,811,250.00
DTD 04/12/2016 1.000% 05/13/2019											
INTER-AMERICAN DEVELOPMENT BANK		458182DX7	AAA	Aaa	04/05/16	04/12/16	99,700,000.00	1.10	50,000.00	99,955,604.00	99,245,000.00
DTD 04/12/2016 1.000% 05/13/2019											
INTL BANK OF RECON AND DEV		45905JUV4	AAA	Aaa	01/13/16	01/25/16	50,000,000.00	1.43	250,250.00	50,000,000.00	49,516,000.00
DTD 01/25/2016 1.430% 07/25/2019											
INTL BANK OF RECON AND DEV GLOBAL		459058EV1	AAA	Aaa	01/21/16	01/28/16	24,879,250.00	1.39	108,506.94	24,977,008.25	24,767,750.00
NOTES											
DTD 01/28/2016 1.250% 07/26/2019											
INTL BANK OF RECON AND DEV SN NOTE		459058FK4	AAA	Aaa	07/08/16	07/13/16	49,907,500.00	0.94	128,819.44	49,978,627.00	49,352,700.00
DTD 07/13/2016 0.875% 08/15/2019											
INTER-AMERICAN DEVELOPMENT BANK		4581X0CR7	AAA	Aaa	12/02/15	12/07/15	24,651,000.00	1.62	39,930.56	24,919,196.50	24,659,100.00
DTD 10/15/2015 1.250% 10/15/2019											
INTER-AMERICAN DEVELOPMENT BANK		4581X0CR7	AAA	Aaa	03/16/16	03/21/16	24,746,000.00	1.54	39,930.56	24,936,635.75	24,659,100.00
DTD 10/15/2015 1.250% 10/15/2019											
INTL BANK OF RECON AND DEV GLOBAL		459058F57	AAA	Aaa	10/20/16	10/27/16	49,894,500.00	1.20	6,250.00	49,965,704.50	49,176,500.00
NOTES											
DTD 10/27/2016 1.125% 11/27/2019											
INTL BANK OF RECON AND DEV GLOBAL		459058FA6	AAA	Aaa	03/23/16	03/30/16	24,923,500.00	1.45	58,246.53	24,974,067.25	24,519,850.00
NOTES											
DTD 03/30/2016 1.375% 03/30/2020											
INTL BK RECON & DEVELOP NOTES		459058FZ1	AAA	Aaa	03/14/17	03/21/17	24,978,250.00	1.90	52,083.33	24,989,977.75	24,664,450.00
DTD 03/21/2017 1.875% 04/21/2020											



Managed Account Detail of Securities Held

For the Month Ending **November 30, 2018**

SAN BERNARDINO COUNTY - 76990800

Security Type/Description	Dated Date/Coupon/Maturity	CUSIP	S&P Rating	Moody's Rating	Trade Date	Settle Date	Original Cost	YTM at Cost	Accrued Interest	Amortized Cost	Market Value	
Supra-National Agency Bond / Note												
INTER-AMERICAN DEVEL BK NOTE	4581X0CX4	25,000,000.00	AAA	Aaa	04/05/17	04/12/17	24,940,750.00	1.70	21,440.97	24,971,750.50	24,564,800.00	
DTD 04/12/2017 1.625% 05/12/2020												
INTL BANK OF RECON AND DEV GLOBAL	459058GA5	25,000,000.00	AAA	Aaa	08/22/17	08/29/17	24,994,750.00	1.63	98,177.08	24,996,893.75	24,453,400.00	
NOTES												
DTD 08/29/2017 1.625% 09/04/2020												
INTERNATIONAL FINANCE CORPORATION	45950KCM0	25,000,000.00	AAA	Aaa	01/18/18	01/25/18	24,926,500.00	2.35	196,875.00	24,946,819.00	24,659,975.00	
NOTE												
DTD 01/25/2018 2.250% 01/25/2021												
INTER-AMERICAN DEVELOPMENT BANK	4581X0DB1	50,000,000.00	AAA	Aaa	04/12/18	04/19/18	49,890,000.00	2.70	153,125.00	49,911,915.50	49,665,600.00	
NOTE												
DTD 04/19/2018 2.625% 04/19/2021												
INTL BANK OF RECONSTRUCTION AND DEV	459058GH0	50,000,000.00	AAA	Aaa	07/18/18	07/25/18	49,883,000.00	2.83	481,250.00	49,896,168.00	49,770,750.00	
NOTE												
DTD 07/25/2018 2.750% 07/23/2021												
INTL BANK OF RECON AND DEV GLOBAL	459058GF4	20,000,000.00	AAA	Aaa	12/12/17	12/13/17	19,955,000.00	2.18	198,333.33	19,965,521.20	19,536,920.00	
NOTES												
DTD 12/13/2017 2.125% 12/13/2021												
INTER-AMERICAN DEVELOPMENT BANK	4581X0DD7	25,000,000.00	AAA	Aaa	09/20/18	09/26/18	24,944,000.00	3.06	135,416.67	24,946,395.50	24,971,525.00	
NOTE												
DTD 09/26/2018 3.000% 09/26/2022												
Security Type Sub-Total		645,000,000.00					643,004,375.00	1.69	2,061,517.35	644,300,887.20	637,859,395.00	

NOW Account

BANK OF THE WEST MONEY MARKET FUND	BKOFWEST7	2,000.00	NR	NR	12/11/17	12/11/17	2,000.00	2.31	0.00	2,000.00	2,000.00
BANK OF THE WEST MONEY MARKET FUND	BKOFWEST7	14,998,000.00	NR	NR	11/21/16	11/21/16	14,998,000.00	2.31	0.00	14,998,000.00	14,998,000.00
BANK OF THE WEST MONEY MARKET FUND	BKOFWEST7	20,000,000.00	NR	NR	09/22/17	09/22/17	20,000,000.00	2.31	0.00	20,000,000.00	20,000,000.00
BANK OF THE WEST MONEY MARKET FUND	BKOFWEST7	25,000,000.00	NR	NR	07/24/18	07/24/18	25,000,000.00	2.31	0.00	25,000,000.00	25,000,000.00
BANK OF THE WEST MONEY MARKET FUND	BKOFWEST7	35,000,000.00	NR	NR	12/08/16	12/08/16	35,000,000.00	2.31	0.00	35,000,000.00	35,000,000.00
BANK OF THE WEST MONEY MARKET FUND	BKOFWEST7	50,000,000.00	NR	NR	11/28/16	11/28/16	50,000,000.00	2.31	0.00	50,000,000.00	50,000,000.00



Managed Account Detail of Securities Held

For the Month Ending **November 30, 2018**

SAN BERNARDINO COUNTY - 76990800

Security Type/Description	Dated Date/Coupon/Maturity	CUSIP	S&P Rating	Moody's Rating	Trade Date	Settle Date	Original Cost	YTM at Cost	Accrued Interest	Amortized Cost	Market Value
NOW Account											
BANK OF THE WEST MONEY MARKET FUND	BKOFWEST7		NR	NR	05/30/17	05/30/17	80,000,000.00	2.31	0.00	80,000,000.00	80,000,000.00
Security Type Sub-Total							225,000,000.00	2.31	0.00	225,000,000.00	225,000,000.00
Money Market Mutual Fund											
FIDELITY GOV'T MM FUND 2642	31607A703		AAA	Aaa	10/27/16	10/27/16	1,000,000.00	2.10	0.00	1,000,000.00	1,000,000.00
FEDERATED GOVT OBLIGATIONS FUND	608919718		AAA	Aaa	04/03/18	04/03/18	1,000,000.00	2.08	0.00	1,000,000.00	1,000,000.00
Security Type Sub-Total							2,000,000.00	2.09	0.00	2,000,000.00	2,000,000.00
Joint Powers Authority											
CALIFORNIA ASSET MANAGEMENT PROGRAM	CAMPMF025		AAA	NR	07/27/18	07/27/18	13,000,000.00	2.37	0.00	13,000,000.00	13,000,000.00
CALIFORNIA ASSET MANAGEMENT PROGRAM	CAMPMF025		AAA	NR	12/08/15	12/08/15	18,000,000.00	2.37	0.00	18,000,000.00	18,000,000.00
CALIFORNIA ASSET MANAGEMENT PROGRAM	CAMPMF025		AAA	NR	08/12/15	08/12/15	24,000,000.00	2.37	0.00	24,000,000.00	24,000,000.00
CALIFORNIA ASSET MANAGEMENT PROGRAM	CAMPMF025		AAA	NR	08/05/15	08/05/15	25,000,000.00	2.37	0.00	25,000,000.00	25,000,000.00
CALIFORNIA ASSET MANAGEMENT PROGRAM	CAMPMF025		AAA	NR	09/24/18	09/24/18	25,000,000.00	2.37	0.00	25,000,000.00	25,000,000.00
CALIFORNIA ASSET MANAGEMENT PROGRAM	CAMPMF025		AAA	NR	09/22/17	09/22/17	45,000,000.00	2.37	0.00	45,000,000.00	45,000,000.00
CALIFORNIA ASSET MANAGEMENT PROGRAM	CAMPMF025		AAA	NR	04/27/16	04/27/16	50,000,000.00	2.37	0.00	50,000,000.00	50,000,000.00
Security Type Sub-Total							200,000,000.00	2.37	0.00	200,000,000.00	200,000,000.00
Federally Insured Cash Account											
STONECASTLE FICA	FICAMF003		NR	NR	07/27/18	07/27/18	1,000,000.00	2.07	0.00	1,000,000.00	1,000,000.00



Managed Account Detail of Securities Held

For the Month Ending **November 30, 2018**

SAN BERNARDINO COUNTY - 76990800											
Security Type/Description	CUSIP	Par	S&P Rating	Moody's Rating	Trade Date	Settle Date	Original Cost	YTM at Cost	Accrued Interest	Amortized Cost	Market Value
Dated Date/Coupon/Maturity											
Security Type Sub-Total		1,000,000.00					1,000,000.00	2.07	0.00	1,000,000.00	1,000,000.00
Federal Agency Discount Note											
FANNIE MAE DISC NOTE	313588AB1	200,000,000.00	A-1+	P-1	11/28/18	11/28/18	199,569,305.56	2.22	0.00	199,606,222.00	199,587,928.00
DTD 01/08/2018 0.000% 01/02/2019											
Security Type Sub-Total		200,000,000.00					199,569,305.56	2.22	0.00	199,606,222.00	199,587,928.00
Federal Agency Bond / Note											
FHLB NOTES	3130AAE46	50,000,000.00	AA+	Aaa	12/07/16	12/08/16	49,998,000.00	1.25	234,375.00	49,999,870.50	49,931,000.00
DTD 12/08/2016 1.250% 01/16/2019											
FNMA BENCHMARK NOTE	3135G0J53	25,000,000.00	AA+	Aaa	02/18/16	02/23/16	24,941,000.00	1.08	65,972.22	24,995,306.25	24,919,700.00
DTD 02/23/2016 1.000% 02/26/2019											
FHLMC NOTES (EX-CALLABLE)	3134GA6H2	25,000,000.00	AA+	Aaa	02/16/17	02/28/17	25,000,000.00	1.38	88,802.08	25,000,000.00	24,935,950.00
DTD 02/28/2017 1.375% 02/28/2019											
FEDERAL HOME LOAN BANK NOTES	3133782M2	25,000,000.00	AA+	Aaa	03/01/17	03/02/17	25,051,750.00	1.40	86,458.33	25,006,990.25	24,939,100.00
DTD 02/06/2012 1.500% 03/08/2019											
FEDERAL HOME LOAN BANK NOTES	3133782M2	25,000,000.00	AA+	Aaa	03/29/17	03/30/17	25,052,500.00	1.39	86,458.33	25,007,378.50	24,939,100.00
DTD 02/06/2012 1.500% 03/08/2019											
FHLB NOTES	3130AAXX1	75,000,000.00	AA+	Aaa	03/09/17	03/10/17	74,826,000.00	1.49	209,114.58	74,974,123.50	74,775,750.00
DTD 03/10/2017 1.375% 03/18/2019											
FREDDIE MAC NOTES	3137EADZ9	25,000,000.00	AA+	Aaa	03/17/16	03/21/16	24,991,750.00	1.14	35,937.50	24,998,978.25	24,876,125.00
DTD 03/21/2016 1.125% 04/15/2019											
FFCB BONDS	3133EHFK4	25,000,000.00	AA+	Aaa	04/06/17	04/17/17	24,978,250.00	1.36	40,333.33	24,995,849.75	24,892,050.00
DTD 04/17/2017 1.320% 04/17/2019											
FANNIE MAE FLOATING NOTES	3135G0J50	10,000,000.00	AA+	Aaa	10/25/18	10/30/18	10,000,000.00	2.22	20,075.00	10,000,000.00	9,997,690.00
DTD 10/30/2018 2.270% 04/30/2019											
FEDERAL HOME LOAN BANK AGENCY NOTES	3130ABF92	45,000,000.00	AA+	Aaa	05/11/17	05/12/17	44,914,950.00	1.47	5,156.25	44,979,292.35	44,750,475.00
DTD 05/12/2017 1.375% 05/28/2019											
FHLB GLOBAL NOTE	3130A8DB6	50,000,000.00	AA+	Aaa	06/02/16	06/03/16	49,979,000.00	1.14	250,000.00	49,996,108.00	49,602,200.00
DTD 06/03/2016 1.125% 06/21/2019											



Managed Account Detail of Securities Held

For the Month Ending November 30, 2018

SAN BERNARDINO COUNTY - 76990800

Security Type/Description	Dated Date/Coupon/Maturity	CUSIP	S&P Rating	Moody's Rating	Trade Date	Settle Date	Original Cost	YTM at Cost	Accrued Interest	Amortized Cost	Market Value
Federal Agency Bond / Note											
FFCB BONDS	DTD 07/24/2017 1.400% 07/24/2019	3133EHSC8	AA+	Aaa	07/17/17	07/24/17	24,981,750.00	1.44	123,472.22	24,994,040.25	24,804,475.00
FREDDIE MAC GLOBAL NOTES	DTD 07/30/2012 1.250% 08/01/2019	3137EADK2	AA+	Aaa	08/07/15	08/10/15	23,123,989.46	1.50	97,279.17	23,308,696.44	23,128,472.08
FREDDIE MAC NOTES	DTD 07/19/2017 1.375% 08/15/2019	3137EAEH8	AA+	Aaa	09/26/17	09/27/17	9,978,400.00	1.49	40,486.11	9,991,859.50	9,909,670.00
FREDDIE MAC NOTES	DTD 07/19/2017 1.375% 08/15/2019	3137EAEH8	AA+	Aaa	07/18/17	07/19/17	74,889,750.00	1.45	303,645.83	74,962,035.75	74,322,525.00
FNMA NOTES	DTD 09/02/2016 1.000% 08/28/2019	3135G0P49	AA+	Aaa	08/31/16	09/02/16	49,922,000.00	1.05	129,166.67	49,980,421.00	49,389,450.00
FREDDIE MAC GLOBAL NOTES	DTD 10/02/2012 1.250% 10/02/2019	3137EADM8	AA+	Aaa	09/26/17	09/27/17	9,949,000.00	1.51	20,486.11	9,978,651.90	9,876,020.00
FEDERAL HOME LOAN BANK NOTES	DTD 10/13/2017 1.500% 10/21/2019	3130ACM92	AA+	Aaa	10/12/17	10/13/17	49,911,500.00	1.59	83,333.33	49,960,737.00	49,443,800.00
FANNIE MAE GLOBAL NOTES	DTD 10/25/2016 1.000% 10/24/2019	3135G0R39	AA+	Aaa	10/21/16	10/25/16	24,933,000.00	1.09	25,694.44	24,979,718.25	24,614,675.00
FHLB NOTES	DTD 11/17/2016 1.375% 11/15/2019	3130AA3R7	AA+	Aaa	11/16/16	11/17/16	34,991,950.00	1.38	21,388.89	34,997,392.50	34,543,250.00
FEDERAL FARM CREDIT BANKS FLOATING NOTE	DTD 03/19/2018 2.243% 11/19/2019	3133EJGR4	AA+	Aaa	03/09/18	03/19/18	10,000,000.00	1.72	7,475.00	10,000,000.00	9,996,640.00
FFCB NOTES	DTD 12/12/2017 1.875% 12/12/2019	3133EH2S1	AA+	Aaa	12/05/17	12/12/17	49,950,685.50	1.93	440,104.17	49,974,356.50	49,538,200.00
FHLB NOTES	DTD 12/30/2013 2.375% 12/13/2019	3130A0JR2	AA+	Aaa	11/16/17	11/17/17	25,295,700.00	1.79	277,083.33	25,148,881.75	24,887,375.00
FREDDIE MAC NOTES	DTD 01/17/2017 1.500% 01/17/2020	3137EAEES	AA+	Aaa	01/12/17	01/17/17	24,973,000.00	1.54	139,583.33	24,989,707.50	24,653,400.00
FNMA NOTES	DTD 01/12/2015 1.625% 01/21/2020	3135G0A78	AA+	Aaa	12/02/15	12/03/15	25,004,100.00	1.62	146,701.39	25,001,202.00	24,679,525.00



Managed Account Detail of Securities Held

For the Month Ending **November 30, 2018**

SAN BERNARDINO COUNTY - 76990800

Security Type/Description	Dated Date/Coupon/Maturity	CUSIP	S&P Rating	Moody's Rating	Trade Date	Settle Date	Original Cost	YTM at Cost	Accrued Interest	Amortized Cost	Market Value
Federal Agency Bond / Note											
FHLB NOTES	DTD 02/09/2018 2.125% 02/11/2020	3130ADN32	AA+	Aaa	02/08/18	02/09/18	74,862,750.00	2.22	486,979.17	74,917,543.50	74,407,425.00
FNMA NOTES	DTD 02/28/2017 1.500% 02/28/2020	3135G0T29	AA+	Aaa	02/24/17	02/28/17	39,974,400.00	1.52	155,000.00	39,989,267.20	39,373,080.00
FEDERAL HOME LOAN BANKS NOTES	DTD 03/16/2018 2.375% 03/30/2020	3130ADUJ9	AA+	Aaa	03/15/18	03/16/18	29,994,600.00	2.38	120,729.17	29,996,349.00	29,829,750.00
FHLMC AGENCY NOTES	DTD 04/20/2017 1.375% 04/20/2020	3137EAEF2	AA+	Aaa	04/19/17	04/20/17	24,914,500.00	1.49	39,149.31	24,960,031.00	24,518,875.00
FHLMC NOTES	DTD 04/19/2018 2.500% 04/23/2020	3137EAEM7	AA+	Aaa	04/18/18	04/19/18	34,992,300.00	2.51	92,361.11	34,994,664.95	34,858,845.00
FFCB BONDS	DTD 05/08/2017 1.550% 05/08/2020	3133EHJA2	AA+	Aaa	05/02/17	05/08/17	24,986,275.00	1.57	24,756.94	24,993,350.50	24,571,825.00
FEDERAL HOME LOAN BANKS NOTES	DTD 05/21/2018 2.625% 05/28/2020	3130AECJ7	AA+	Aaa	05/18/18	05/21/18	49,982,000.00	2.64	10,937.50	49,986,741.00	49,876,200.00
FNMA NOTES	DTD 08/01/2017 1.500% 07/30/2020	3135G0T60	AA+	Aaa	07/28/17	08/01/17	74,772,750.00	1.60	378,125.00	74,872,527.75	73,418,325.00
FHLB NOTES	DTD 03/14/2018 2.400% 09/14/2020	3130ADT93	AA+	Aaa	03/08/18	03/14/18	9,993,783.00	2.43	51,333.33	9,995,522.00	9,923,720.00
FHLB NOTES	DTD 09/08/2017 1.375% 09/28/2020	3130ACE26	AA+	Aaa	09/07/17	09/08/17	39,871,600.00	1.48	96,250.00	39,922,571.20	38,959,440.00
FEDERAL HOME LOAN BANKS NOTES	DTD 09/07/2018 2.625% 10/01/2020	3130AEWA4	AA+	Aaa	09/06/18	09/07/18	74,838,750.00	2.73	328,125.00	74,855,879.25	74,675,100.00
FANNIE MAE NOTES	DTD 11/01/2018 2.875% 10/30/2020	3135G0U84	AA+	Aaa	10/30/18	11/01/18	49,971,000.00	2.91	119,791.67	49,972,180.50	49,980,050.00
FHLMC NOTES	DTD 11/15/2017 1.875% 11/17/2020	3137EAEK1	AA+	Aaa	11/14/17	11/15/17	49,952,000.00	1.91	36,458.33	49,968,357.00	49,056,550.00
FHLB CALLABLE NOTES	DTD 01/29/2018 2.250% 01/29/2021	3130ADFV9	AA+	Aaa	01/17/18	01/29/18	25,000,000.00	2.25	190,625.00	25,000,000.00	24,673,725.00



Managed Account Detail of Securities Held

For the Month Ending **November 30, 2018**

SAN BERNARDINO COUNTY - 76990800

Security Type/Description	Dated Date/Coupon/Maturity	CUSIP	S&P Rating	Moody's Rating	Trade Date	Settle Date	Original Cost	YTM at Cost	Accrued Interest	Amortized Cost	Market Value
Federal Agency Bond / Note											
FREDDIE MAC NOTES DTD 02/16/2018 2.375% 02/16/2021		3137EAE19	AA+	Aaa	02/15/18	02/16/18	49,868,000.00	2.47	346,354.17	49,901,928.00	49,477,050.00
FEDERAL FARM CREDIT BANKS NOTES DTD 04/05/2018 2.540% 04/05/2021		3133EJJD2	AA+	Aaa	04/03/18	04/05/18	50,012,500.00	2.53	197,555.56	50,009,845.50	49,592,050.00
FANNIE MAE NOTES DTD 04/13/2018 2.500% 04/13/2021		3135GOU27	AA+	Aaa	04/12/18	04/13/18	49,925,500.00	2.55	166,666.67	49,940,774.50	49,529,950.00
FEDERAL FARM CREDIT BANK NOTES DTD 11/26/2018 2.875% 05/26/2021		3133EJW70	AA+	Aaa	11/26/18	11/27/18	24,955,750.00	2.95	9,982.64	24,955,941.50	24,971,300.00
FEDERAL FARM CREDIT BANK NOTES DTD 11/26/2018 2.875% 05/26/2021		3133EJW70	AA+	Aaa	11/20/18	11/26/18	49,966,000.00	2.90	19,965.28	49,966,183.50	49,942,600.00
FANNIE MAE NOTES DTD 06/25/2018 2.750% 06/22/2021		3135GOU35	AA+	Aaa	06/22/18	06/25/18	74,982,750.00	2.76	893,750.00	74,985,078.75	74,797,200.00
FEDERAL HOME LOAN BANKS NOTES DTD 10/12/2018 3.000% 10/12/2021		3130AF5B9	AA+	Aaa	10/11/18	10/12/18	49,967,500.00	3.02	204,166.67	49,968,920.00	50,094,250.00
FEDERAL HOME LOAN BANK NOTES (CALLABLE) DTD 10/26/2018 3.210% 10/26/2022		3130AFAJ6	AA+	Aaa	10/17/18	10/26/18	25,000,000.00	3.21	78,020.83	25,000,000.00	25,072,600.00
Security Type Sub-Total							1,796,422,732.96	1.95	7,025,665.96	1,797,375,254.29	1,783,946,527.08
Corporate Note											
MICROSOFT CORP NOTES DTD 08/08/2016 1.100% 08/08/2019		594918BN3	AAA	Aaa	10/30/18	11/01/18	14,811,990.00	2.76	51,791.67	14,832,241.20	14,822,190.00
MICROSOFT CORP NOTES DTD 08/08/2016 1.100% 08/08/2019		594918BN3	AAA	Aaa	08/01/16	08/08/16	19,979,400.00	1.14	69,055.56	19,995,229.20	19,762,920.00
WAL-MART STORES INC CORP NOTE DTD 10/20/2017 1.750% 10/09/2019		931142DY6	AA	Aa2	10/11/17	10/20/17	6,999,860.00	1.75	17,694.44	6,999,931.96	6,932,982.00
MICROSOFT CORP NOTES DTD 02/06/2017 1.850% 02/06/2020		594918BV5	AAA	Aaa	01/30/17	02/06/17	14,989,950.00	1.87	88,645.83	14,995,979.70	14,820,375.00



Managed Account Detail of Securities Held

For the Month Ending **November 30, 2018**

SAN BERNARDINO COUNTY - 76990800

Security Type/Description	Dated Date/Coupon/Maturity	CUSIP	S&P Rating	Moody's Rating	Trade Date	Settle Date	Original Cost	YTM at Cost	Accrued Interest	Amortized Cost	Market Value
Corporate Note											
JPMORGAN CHASE & CO CALLABLE FLT CORP	48125LRM6	48125LRM6	A+	Aa2	02/08/18	02/13/18	10,000,000.00	2.10	14,340.65	10,000,000.00	9,964,360.00
DTD 02/13/2018 2.868% 02/13/2020											
WAL-MART STORES INC CORP NOTES	931142EG4	931142EG4	AA	Aa2	06/20/18	06/27/18	9,996,900.00	2.87	121,916.67	9,997,538.10	9,980,000.00
DTD 06/27/2018 2.850% 06/23/2020											
JOHNSON & JOHNSON CORP NOTE	478160CH5	478160CH5	AAA	Aaa	11/08/17	11/10/17	2,996,790.00	1.99	3,412.50	2,997,901.02	2,942,274.00
DTD 11/10/2017 1.950% 11/10/2020											
EXXON MOBIL CORPORATE (CALLABLE) NOTES	30231GAV4	30231GAV4	AA+	Aaa	11/26/18	11/28/18	4,887,350.00	3.26	27,775.00	4,887,755.55	4,886,280.00
DTD 03/03/2016 2.222% 03/01/2021											
WAL-MART STORES INC CORP NOTES	931142EJ8	931142EJ8	AA	Aa2	06/20/18	06/27/18	6,999,650.00	3.13	93,576.39	6,999,684.79	6,993,938.00
DTD 06/27/2018 3.125% 06/23/2021											
WAL-MART STORES INC CORP NOTES	931142EJ8	931142EJ8	AA	Aa2	06/21/18	06/27/18	10,011,800.00	3.08	133,680.56	10,010,156.20	9,991,340.00
DTD 06/27/2018 3.125% 06/23/2021											
3M COMPANY	88579YBA8	88579YBA8	AA-	A1	09/11/18	09/14/18	1,995,900.00	3.07	12,833.33	1,996,181.28	1,995,844.00
DTD 09/14/2018 3.000% 09/14/2021											
3M COMPANY CORP (CALLABLE) NOTES	88579YAU5	88579YAU5	AA-	A1	11/05/18	11/07/18	9,571,200.00	3.20	32,500.00	9,580,800.70	9,582,890.00
DTD 09/19/2016 1.625% 09/19/2021											
Security Type Sub-Total			114,000,000.00				113,240,790.00	2.34	667,222.60	113,293,399.70	112,675,393.00
Commercial Paper											
NATIXIS NY BRANCH COMM PAPER	63873KM38	63873KM38	A-1	P-1	11/30/18	11/30/18	99,982,000.00	2.16	0.00	99,988,000.00	99,981,800.00
DTD 03/06/2018 0.000% 12/03/2018											
MUFG BANK LTD/NY COMM PAPER	62479MML4	62479MML4	A-1	P-1	11/15/18	11/16/18	74,836,375.00	2.32	0.00	74,908,562.25	74,904,225.00
DTD 04/03/2018 0.000% 12/20/2018											
MUFG BANK LTD/NY COMM PAPER	62479MML4	62479MML4	A-1	P-1	11/20/18	11/21/18	99,812,305.56	2.33	0.00	99,877,028.00	99,872,300.00
DTD 04/03/2018 0.000% 12/20/2018											
CREDIT AGRICOLE CIB NY COMM PAPER	22533UMU4	22533UMU4	A-1	P-1	10/02/18	10/02/18	49,724,500.00	2.29	0.00	49,914,500.00	49,913,800.00
-- 0.000% 12/28/2018											



Managed Account Detail of Securities Held

For the Month Ending **November 30, 2018**

SAN BERNARDINO COUNTY - 76990800

Security Type/Description	Dated Date/Coupon/Maturity	CUSIP	S&P Rating	Moody's Rating	Trade Date	Settle Date	Original Cost	YTM at Cost	Accrued Interest	Amortized Cost	Market Value
Commercial Paper											
CREDIT AGRICOLE CIB NY COMM PAPER	-- 0.000% 12/28/2018	22533UIMU4	A-1	P-1	10/29/18	10/29/18	49,806,666.67	2.33	0.00	49,913,000.00	49,913,800.00
TOYOTA MOTOR CREDIT CORP COMM PAPER		89233HN26	A-1+	P-1	10/29/18	10/29/18	74,675,000.00	2.41	0.00	74,840,000.25	74,840,850.00
AMERICAN HONDA FINANCE COMM PAPER		02665KN86	A-1	P-1	10/29/18	10/29/18	39,817,766.67	2.32	0.00	39,902,466.80	39,896,520.00
JP MORGAN SECURITIES LLC COMM PAPER		466400O12	A-1	P-1	08/02/18	08/02/18	24,633,680.56	2.54	0.00	24,843,750.00	24,831,200.00
TOYOTA MOTOR CREDIT CORP COMM PAPER		89233HS13	A-1+	P-1	08/08/18	08/09/18	24,523,368.06	2.64	0.00	24,728,409.75	24,707,400.00
JP MORGAN SECURITIES LLC COMM PAPER		466400S10	A-1	P-1	10/16/18	10/17/18	24,636,583.33	2.71	0.00	24,720,020.75	24,706,875.00
Security Type Sub-Total							562,448,245.85	2.34	0.00	563,635,737.80	563,568,770.00
Certificate of Deposit											
BANK OF MONTREAL CHICAGO CERT DEPOS		06371EZH3	A-1	P-1	12/18/17	12/18/17	25,000,000.00	1.99	480,916.67	25,000,000.00	24,994,976.75
CBA AUSTRALIA NY FLOATING CERT DEPOS		20271EMZ9	A-1+	P-1	12/18/17	12/19/17	25,000,000.00	1.76	21,187.50	25,000,000.00	24,994,000.00
SUMITOMO MITSUI BANK NY CERT DEPOS		86565BRK9	A-1	P-1	11/27/18	11/27/18	156,000,000.00	2.22	38,480.00	156,000,000.00	155,978,495.40
WESTPAC BANKING CORP NY FLOATING CD		96121T5H7	A-1+	P-1	12/20/17	12/21/17	25,000,000.00	1.51	17,571.18	25,000,000.00	24,995,750.00
US BANK NA CINCINNATI CERT DEPOS		90333VYJ3	A-1+	P-1	08/21/18	08/22/18	25,000,000.00	2.30	161,319.44	25,000,000.00	24,993,966.25



Managed Account Detail of Securities Held

For the Month Ending **November 30, 2018**

SAN BERNARDINO COUNTY - 76990800

Security Type/Description	Dated Date/Coupon/Maturity	CUSIP	S&P Rating	Moody's Rating	Trade Date	Settle Date	Original Cost	YTM at Cost	Accrued Interest	Amortized Cost	Market Value	
Certificate of Deposit												
ROYAL BANK OF CANADA NY FLT CERT DEPOS	78009N5Z5	25,000,000.00	A-1+	P-1	01/03/18	01/04/18	25,000,000.00	1.81	46,286.50	25,000,000.00	25,006,825.00	
DTD 01/03/2018 2.599% 01/03/2019												
SVENSKA HANDELSBANKEN NY CD	86958JHB8	20,700,000.00	A-1+	P-1	05/02/18	05/04/18	20,613,805.20	2.46	156,492.00	20,684,433.81	20,688,739.20	
DTD 01/12/2017 1.890% 01/10/2019												
NORDEA BK AB (PUBL)/NY CERT DEPOS	65590AYN0	50,000,000.00	A-1+	P-1	06/27/18	06/28/18	50,000,000.00	2.45	530,833.33	50,000,000.00	49,989,891.50	
DTD 06/28/2018 2.450% 01/24/2019												
TORONTO DOMINION BANK NY CERT DEPOS	89113XVC5	25,000,000.00	A-1+	P-1	01/25/18	01/25/18	25,000,000.00	2.15	462,847.22	25,000,000.00	24,960,840.25	
DTD 01/25/2018 2.150% 01/25/2019												
ROYAL BANK OF CANADA CERT DEPOS	78012UFP5	23,700,000.00	A-1+	P-1	11/15/18	11/16/18	23,694,181.36	2.44	197,552.67	23,695,345.08	23,682,585.48	
DTD 07/30/2018 2.420% 01/30/2019												
BANK OF AMERICA NA CERT DEPOS	06052TB74	50,000,000.00	A-1	P-1	08/29/18	08/30/18	50,000,000.00	2.40	310,000.00	50,000,000.00	49,958,732.00	
DTD 08/30/2018 2.400% 02/01/2019												
COMMONWEALTH BANK OF AUSTRALIA NY FLT C	20271ENES	50,000,000.00	A-1+	P-1	02/22/18	02/27/18	50,000,000.00	1.94	14,454.89	50,000,000.00	49,966,500.00	
DTD 02/27/2018 2.602% 02/27/2019												
BMO HARRIS BANK NA FLOATING CERT DEPOS	05574BJT8	25,000,000.00	A-1	P-1	06/05/18	06/06/18	25,000,000.00	2.36	54,570.42	25,000,000.00	24,982,000.00	
DTD 06/06/2018 2.669% 03/01/2019												
CBA AUSTRALIA CERT DEPOS	20271EPW3	25,000,000.00	A-1+	P-1	10/24/18	10/25/18	25,000,000.00	2.57	66,034.72	25,000,000.00	24,975,960.75	
DTD 10/25/2018 2.570% 03/01/2019												
WESTPAC BANKING CORP NY FLT CERT DEPOS	96121T7C6	50,000,000.00	A-1+	P-1	03/02/18	03/06/18	50,000,000.00	2.05	91,940.28	50,000,000.00	50,008,000.00	
DTD 03/06/2018 2.648% 03/06/2019												
ROYAL BANK OF CANADA NY FLT CERT DEPOS	78012UCT0	25,000,000.00	A-1+	P-1	04/05/18	04/09/18	25,000,000.00	2.56	106,232.64	25,000,000.00	25,010,250.00	
DTD 04/09/2018 2.638% 04/09/2019												
NORDEA BK AB (PUBL)/NY FLOATING CD	65590ATJ5	25,000,000.00	A-1+	P-1	03/13/18	03/14/18	25,000,000.00	2.19	15,084.06	25,000,000.00	24,994,750.00	
DTD 03/14/2018 2.715% 04/22/2019												



Managed Account Detail of Securities Held

For the Month Ending **November 30, 2018**

SAN BERNARDINO COUNTY - 76990800

Security Type/Description	Dated Date/Coupon/Maturity	CUSIP	S&P Rating	Moody's Rating	Trade Date	Settle Date	Original Cost	YTM at Cost	Accrued Interest	Amortized Cost	Market Value
Certificate of Deposit											
BANK OF NOVA SCOTIA HOUSTON FLT CD	06417GR34	06417GR34	A-1	P-1	03/28/18	03/29/18	25,000,000.00	2.62	58,145.83	25,000,000.00	25,001,750.00
DTD 03/29/2018 2.791% 05/01/2019											
BANK OF AMERICA NA CERT DEPOS	06052TB90	06052TB90	A-1	P-1	09/18/18	09/19/18	25,000,000.00	2.60	131,805.56	25,000,000.00	24,970,999.75
DTD 09/19/2018 2.600% 05/01/2019											
BANK OF MONTREAL CHICAGO FLOATING CD	06371E5T0	06371E5T0	A-1	P-1	05/10/18	05/11/18	25,000,000.00	2.28	48,092.06	25,000,000.00	24,968,750.00
DTD 05/11/2018 2.699% 06/03/2019											
BANK OF MONTREAL CHICAGO FLOATING CD	06371E7H4	06371E7H4	A-1	P-1	06/04/18	06/05/18	25,000,000.00	2.34	47,189.28	25,000,000.00	24,963,750.00
DTD 06/05/2018 2.649% 06/03/2019											
ROYAL BANK OF CANADA NY FLT CERT DEPOS	78012UDY8	78012UDY8	A-1+	P-1	06/04/18	06/05/18	25,000,000.00	2.34	47,189.28	25,000,000.00	24,990,000.00
DTD 06/05/2018 2.649% 06/03/2019											
WESTPAC BANKING CORP NY FLOAT CERT DEPOS	96121T7M4	96121T7M4	A-1+	P-1	06/05/18	06/06/18	25,000,000.00	2.33	46,828.17	25,000,000.00	24,999,250.00
DTD 06/06/2018 2.629% 06/03/2019											
TORONTO DOMINION BANK NY FLT CERT DEPOS	89113X2H6	89113X2H6	A-1+	P-1	06/06/18	06/07/18	25,000,000.00	2.35	46,828.17	25,000,000.00	24,988,500.00
DTD 06/07/2018 2.639% 06/03/2019											
ROYAL BANK OF CANADA NY FLT CERT DEPOS	78012UDZ5	78012UDZ5	A-1+	P-1	06/04/18	06/05/18	25,000,000.00	2.33	54,570.42	25,000,000.00	24,991,250.00
DTD 06/05/2018 2.669% 07/01/2019											
BANK OF NOVA SCOTIA HOUSTON FLT CD	06417GT99	06417GT99	A-1	P-1	06/05/18	06/06/18	25,000,000.00	2.36	54,570.42	25,000,000.00	24,966,750.00
DTD 06/06/2018 2.669% 07/01/2019											
TORONTO DOMINION BANK NY FLT CERT DEPOS	89113X2J2	89113X2J2	A-1+	P-1	06/06/18	06/07/18	25,000,000.00	2.34	53,945.42	25,000,000.00	24,966,750.00
DTD 06/07/2018 2.639% 07/01/2019											
SVENSKA HANDELSBANKEN NY FLOATING CD	86958JH85	86958JH85	A-1+	P-1	06/05/18	06/06/18	50,000,000.00	2.32	107,474.17	50,000,000.00	49,991,500.00
DTD 06/06/2018 2.629% 07/01/2019											



Managed Account Detail of Securities Held

For the Month Ending November 30, 2018

SAN BERNARDINO COUNTY - 76990800

Security Type/Description	Dated Date/Coupon/Maturity	CUSIP	S&P Rating	Moody's Rating	Trade Date	Settle Date	Original Cost	YTM at Cost	Accrued Interest	Amortized Cost	Market Value
Certificate of Deposit											
US BANK NA CINCINNATI CERT DEPOS	09/05/2018 2.720% 09/03/2019	90333VY07	A-1+	P-1	09/04/18	09/05/18	25,000,000.00	2.72	164,333.33	25,000,000.00	24,935,466.75
TORONTO DOMINION BANK NY CERT		89114MJN8	A-1+	P-1	10/18/18	10/19/18	25,000,000.00	3.00	87,500.00	25,000,000.00	24,979,625.00
DEPOS											
DTD 10/19/2018 3.000% 11/01/2019											
Security Type Sub-Total							1,000,307,986.56	2.28	3,720,275.63	1,000,379,778.89	999,896,604.08
Bank Note											
US BANK NA CINCINNATI CALLABLE BANK		90331HNU3	AA-	A1	07/20/18	07/24/18	9,995,200.00	3.07	107,597.22	9,996,027.40	9,973,030.00
NOTE											
DTD 07/24/2018 3.050% 07/24/2020											
US BANK NA CALLABLE BANK NOTE		90331HNG4	AA-	A1	10/19/17	10/24/17	39,992,000.00	2.06	86,555.56	39,994,880.40	39,068,360.00
NOTE											
DTD 10/24/2017 2.050% 10/23/2020											
US BANK NA CINCINNATI CALLABLE BANK		90331HNP4	AA-	A1	04/24/18	04/26/18	14,999,100.00	3.15	45,937.50	14,999,272.65	14,914,920.00
NOTE											
DTD 04/26/2018 3.150% 04/26/2021											
US BANK BANK NOTE (CALLABLE)		90331HMX7	AA-	A1	11/13/18	11/16/18	9,986,200.00	3.50	14,375.00	9,986,383.50	9,999,260.00
NOTE											
DTD 11/16/2018 3.450% 11/16/2021											
Security Type Sub-Total							74,972,500.00	2.61	254,465.28	74,976,563.95	73,955,570.00
Managed Account Sub-Total							6,356,661,371.94	2.03	18,211,455.79	6,364,206,132.83	6,326,681,560.16
Securities Sub-Total							\$6,356,661,371.94	2.03%	\$18,211,455.79	\$6,364,206,132.83	\$6,326,681,560.16
Accrued Interest											\$18,211,455.79
Total Investments											\$6,344,893,015.95



Managed Account Fair Market Value & Analytics

For the Month Ending **November 30, 2018**

SAN BERNARDINO COUNTY - 76990800

Security Type/Description	Dated Date/Coupon/Maturity	CUSIP	Par	Broker	Next Call Date	Market Price	Market Value	Unreal G/L On Cost	Unreal G/L Amort Cost	Effective Duration	Duration to Worst at Mkt	YTM
U.S. Treasury Bond / Note												
US TREASURY NOTES	DTD 02/29/2012 1.375% 02/28/2019	912828SH4	25,000,000.00	TOR DOM		99.75	24,938,250.00	(108,625.00)	(65,338.25)	0.25	0.25	2.37
US TREASURY NOTES	DTD 02/28/2014 1.500% 02/28/2019	912828C24	50,000,000.00	BARCLAYS		99.78	49,891,350.00	(716,071.88)	(173,068.50)	0.25	0.25	2.37
US TREASURY NOTES	DTD 03/31/2014 1.625% 03/31/2019	912828C65	25,000,000.00	TOR DOM		99.70	24,925,775.00	(285,162.50)	(95,219.00)	0.33	0.33	2.52
US TREASURY NOTES	DTD 04/15/2016 0.875% 04/15/2019	912828O52	25,000,000.00	BMO		99.41	24,852,550.00	54,698.44	(98,707.50)	0.37	0.37	2.47
US TREASURY NOTES	DTD 05/31/2017 1.250% 05/31/2019	912828X54	25,000,000.00	BARCLAYS		99.36	24,840,825.00	(136,714.06)	(153,429.75)	0.49	0.49	2.54
US TREASURY NOTES	DTD 05/31/2017 1.250% 05/31/2019	912828X54	25,000,000.00	JEFFERIE		99.36	24,840,825.00	(93,845.31)	(139,656.25)	0.49	0.49	2.54
US TREASURY NOTES	DTD 05/31/2012 1.125% 05/31/2019	912828SX9	50,000,000.00	BNP		99.31	49,654,300.00	(146,481.25)	(299,662.50)	0.49	0.49	2.53
US TREASURY NOTES	DTD 06/15/2016 0.875% 06/15/2019	912828R85	25,000,000.00	TD SEC U		99.09	24,773,450.00	113,293.75	(151,889.00)	0.53	0.53	2.57
US TREASURY NOTES	DTD 07/02/2012 1.000% 06/30/2019	912828TC4	50,000,000.00	DAIWA		99.09	49,544,900.00	(85,959.38)	(359,016.50)	0.57	0.57	2.58
US TREASURY NOTES	DTD 06/30/2014 1.625% 06/30/2019	912828W55	50,000,000.00	TD		99.44	49,720,700.00	(523,440.63)	(350,950.00)	0.57	0.57	2.59
US TREASURY NOTES	DTD 06/30/2014 1.625% 06/30/2019	912828WS5	50,000,000.00	BMO		99.44	49,720,700.00	(490,237.50)	(341,647.50)	0.57	0.57	2.59
US TREASURY N/B NOTES	DTD 06/30/2017 1.250% 06/30/2019	912828XV7	50,000,000.00	DEUTSCHE		99.23	49,617,200.00	46,887.50	(218,765.50)	0.57	0.57	2.58
US TREASURY NOTES	DTD 09/15/2016 0.875% 09/15/2019	912828G4	25,000,000.00	BARCLAYS		98.60	24,649,425.00	(72,254.69)	(239,213.50)	0.78	0.78	2.68
US TREASURY NOTES	DTD 10/31/2014 1.500% 10/31/2019	912828F62	25,000,000.00	MERRILL		98.89	24,723,625.00	(245,125.00)	(266,281.50)	0.90	0.90	2.73
US TREASURY NOTES	DTD 10/31/2014 1.500% 10/31/2019	912828F62	25,000,000.00	DAIWA		98.89	24,723,625.00	(175,789.06)	(228,914.25)	0.90	0.90	2.73
US TREASURY NOTES	DTD 11/30/2012 1.000% 11/30/2019	912828UB4	25,000,000.00	BMO		98.28	24,570,300.00	(330,090.63)	(396,695.00)	0.98	0.98	2.75
US TREASURY N/B	DTD 12/15/2016 1.375% 12/15/2019	912828U73	25,000,000.00	SOC GEN		98.60	24,649,425.00	(298,817.19)	(326,190.25)	1.02	1.02	2.75



Managed Account Fair Market Value & Analytics

For the Month Ending November 30, 2018

SAN BERNARDINO COUNTY - 76990800

Security Type/Description	Dated Date/Coupon/Maturity	CUSIP	Par	Broker	Next Call Date	Market Price	Market Value	Unreal G/L On Cost	Unreal G/L Amort Cost	Effective Duration	Duration to Worst at Mkt	YTM
U.S. Treasury Bond / Note												
US TREASURY N/B NOTES	DTD 01/17/2017 1.375% 01/15/2020	912828V31	50,000,000.00	MORGANST		98.47	49,236,350.00	(140,603.13)	(410,631.00)	1.10	1.10	2.76
US TREASURY NOTES	DTD 02/15/2017 1.375% 02/15/2020	912828W22	50,000,000.00	BARCLAYS		98.34	49,167,950.00	(169,940.63)	(445,217.50)	1.18	1.18	2.78
US TREASURY NOTES	DTD 03/02/2015 1.375% 02/29/2020	912828J50	25,000,000.00	BNP DIR		98.28	24,570,300.00	(288,098.44)	(371,508.00)	1.22	1.22	2.78
US TREASURY NOTES	DTD 04/30/2015 1.375% 04/30/2020	912828K58	50,000,000.00	MORGANST		98.04	49,021,500.00	(654,281.25)	(837,923.00)	1.39	1.39	2.79
US TREASURY NOTES	DTD 04/30/2013 1.125% 04/30/2020	912828VA5	50,000,000.00	BMO		97.70	48,849,600.00	29,287.50	(400,252.00)	1.39	1.39	2.79
US TREASURY NOTES	DTD 05/31/2013 1.375% 05/31/2020	912828VF4	50,000,000.00	MORGAN_S		97.90	48,951,150.00	(58,615.63)	(361,607.50)	1.47	1.47	2.81
US TREASURY NOTES	DTD 06/01/2015 1.500% 05/31/2020	912828XE5	50,000,000.00	BNY		98.08	49,041,000.00	74,203.12	(215,760.00)	1.47	1.47	2.81
US TREASURY NOTES	DTD 07/01/2013 1.875% 06/30/2020	912828VJ6	50,000,000.00	JEFFERIE		98.55	49,275,400.00	(236,318.75)	(380,342.00)	1.53	1.53	2.82
US TREASURY NOTES	DTD 07/01/2013 1.875% 06/30/2020	912828VJ6	50,000,000.00	JPM		98.55	49,275,400.00	(23,428.13)	(212,629.50)	1.53	1.53	2.82
US TREASURY NOTES	DTD 07/31/2013 2.000% 07/31/2020	912828VP2	50,000,000.00	BK AMER		98.68	49,337,900.00	(66,396.88)	(221,497.00)	1.62	1.62	2.82
US TREASURY NOTES	DTD 08/16/2010 2.625% 08/15/2020	912828NT3	25,000,000.00	BNP DIR		99.66	24,916,025.00	(805,654.69)	(427,125.50)	1.65	1.65	2.83
US TREASURY NOTES	DTD 10/31/2013 1.750% 10/31/2020	912828WC0	50,000,000.00	BARCLAYS		98.00	49,001,950.00	(994,143.75)	(995,577.50)	1.86	1.86	2.83
US TREASURY NOTES	DTD 11/30/2015 1.625% 11/30/2020	912828M98	25,000,000.00	BARCLAYS		97.68	24,420,900.00	(334,959.38)	(453,210.50)	1.95	1.95	2.82
US TREASURY N/B	DTD 02/29/2016 1.125% 02/28/2021	912828P87	25,000,000.00	BARCLAYS		96.33	24,083,000.00	(291,023.44)	(480,340.00)	2.19	2.19	2.82
US TREASURY NOTES	DTD 05/31/2016 1.375% 05/31/2021	912828R77	25,000,000.00	RBC CAP		96.51	24,127,925.00	(207,035.94)	(491,039.25)	2.43	2.43	2.83
US TREASURY NOTES	DTD 06/02/2014 2.000% 05/31/2021	912828WN6	50,000,000.00	BARCLAYS		98.00	49,001,950.00	(1,445,315.63)	(1,251,459.00)	2.42	2.42	2.83
US TREASURY N/B	DTD 09/30/2016 1.125% 09/30/2021	912828T34	25,000,000.00	MIZUHO		95.43	23,856,450.00	(341,792.19)	(545,936.75)	2.75	2.75	2.82



Managed Account Fair Market Value & Analytics

For the Month Ending **November 30, 2018**

SAN BERNARDINO COUNTY - 76990800

Security Type/Description	Dated Date/Coupon/Maturity	CUSIP	Par	Broker	Next Call Date	Market Price	Market Value	Unreal G/L On Cost	Unreal G/L Amort Cost	Effective Duration	Duration to Worst at Mkt	YTM
U.S. Treasury Bond / Note												
US TREASURY NOTES	DTD 12/01/2014 1.875% 11/30/2021	912828G53	25,000,000.00	BMO		97.29	24,323,250.00	(411,125.00)	(512,476.50)	2.89	2.89	2.82
US TREASURY NOTES	DTD 02/02/2015 1.500% 01/31/2022	912828H86	50,000,000.00	TD SEC U		95.97	47,984,400.00	(794,896.88)	(1,222,089.00)	3.05	3.05	2.84
US TREASURY N/B NOTES	DTD 02/28/2017 1.875% 02/28/2022	912828W55	25,000,000.00	CITIGRP		97.01	24,252,925.00	(570,317.19)	(610,922.25)	3.11	3.11	2.84
US TREASURY N/B NOTES	DTD 11/02/2015 1.875% 10/31/2022	912828M49	25,000,000.00	BMO_DJR		96.38	24,093,750.00	(645,507.81)	(696,685.75)	3.73	3.73	2.86
Security Type Sub-Total			1,400,000,000.00			1,377,426,300.00	(11,869,698.51)	(15,448,874.25)		1.33	1.33	2.71

Supra-National Discount Note

INTL BANK OF RECON AND DEV DISC NOTE	-- 0.000% 12/20/2018	459053T87	75,000,000.00	OTHER		99.89	74,919,600.00	84,225.00	6,485.25	0.05	0.05	1.93
INTL BANK OF RECON AND DEV DISC NOTE	-- 0.000% 01/02/2019	459052AB2	25,000,000.00	OTHER		99.79	24,948,491.00	93,803.50	(1,509.00)	0.09	0.09	2.25
INTL BANK OF RECON AND DEV DISC NOTE	-- 0.000% 01/02/2019	459052AB2	50,000,000.00	UBS		99.79	49,896,982.00	187,607.00	(3,018.00)	0.09	0.09	2.25
Security Type Sub-Total			150,000,000.00			149,765,073.00	365,635.50	1,958.25		0.07	0.07	2.09

Supra-National Agency Bond / Note

INTL BK OF REC & DEV NOTE (EX-CALLABLE)	DTD 04/26/2016 1.250% 04/26/2019	459058FC2	25,000,000.00	DEUTSCHE		99.46	24,864,725.00	(82,775.00)	(128,109.75)	0.40	0.40	2.60
INTER-AMERICAN DEVELOPMENT BANK	DTD 04/12/2016 1.000% 05/13/2019	458182DX7	25,000,000.00	BNP DIR		99.25	24,811,250.00	(31,625.00)	(164,518.00)	0.45	0.45	2.69
INTER-AMERICAN DEVELOPMENT BANK	DTD 04/12/2016 1.000% 05/13/2019	458182DX7	100,000,000.00	BMO		99.25	99,245,000.00	(455,000.00)	(710,604.00)	0.45	0.45	2.69
INTL BANK OF RECON AND DEV	DTD 01/25/2016 1.430% 07/25/2019	459050UV4	50,000,000.00	TOR DOM		99.03	49,516,000.00	(484,000.00)	(484,000.00)	0.64	0.64	2.94



Managed Account Fair Market Value & Analytics

For the Month Ending **November 30, 2018**

SAN BERNARDINO COUNTY - 76990800

Security Type/Description	Dated Date/Coupon/Maturity	CUSIP	Par	Broker	Next Call Date	Market Price	Market Value	Unreal G/L On Cost	Unreal G/L Amort Cost	Effective Duration	Duration to Worst at Mkt	YTM
Supra-National Agency Bond / Note												
INTL BANK OF RECON AND DEV GLOBAL NOTES		459058EV1	25,000,000.00	BARCLAYS		99.07	24,767,750.00	(111,500.00)	(209,258.25)	0.64	0.64	2.69
DTD 01/28/2016 1.250% 07/26/2019												
INTL BANK OF RECON AND DEV SN NOTE		459058FK4	50,000,000.00	TOR DOM		98.71	49,352,700.00	(554,800.00)	(625,927.00)	0.70	0.70	2.73
DTD 07/13/2016 0.875% 08/15/2019												
INTER-AMERICAN DEVELOPMENT BANK		4581XOCR7	25,000,000.00	DEUTSCHE		98.64	24,659,100.00	8,100.00	(260,096.50)	0.86	0.86	2.84
DTD 10/15/2015 1.250% 10/15/2019												
INTER-AMERICAN DEVELOPMENT BANK		4581XOCR7	25,000,000.00	TOR DOM		98.64	24,659,100.00	(86,900.00)	(277,535.75)	0.86	0.86	2.84
DTD 10/15/2015 1.250% 10/15/2019												
INTL BANK OF RECON AND DEV GLOBAL NOTES		459058FS7	50,000,000.00	CITIGRP		98.35	49,176,500.00	(718,000.00)	(789,204.50)	0.98	0.98	2.82
DTD 10/27/2016 1.125% 11/27/2019												
INTL BANK OF RECON AND DEV GLOBAL NOTES		459058FA6	25,000,000.00	TOR DOM		98.08	24,519,850.00	(403,650.00)	(454,217.25)	1.30	1.30	2.85
DTD 03/30/2016 1.375% 03/30/2020												
INTL BK RECON & DEVELOP NOTES		459058FZ1	25,000,000.00	BNP		98.66	24,664,450.00	(313,800.00)	(325,527.75)	1.36	1.36	2.86
DTD 03/21/2017 1.875% 04/21/2020												
INTER-AMERICAN DEVEL BK NOTE		4581XOCX4	25,000,000.00	RBC		98.26	24,564,800.00	(375,950.00)	(406,950.50)	1.42	1.42	2.86
DTD 04/12/2017 1.625% 05/12/2020												
INTL BANK OF RECON AND DEV GLOBAL NOTES		459058GA5	25,000,000.00	JPMCHASE		97.81	24,453,400.00	(541,350.00)	(543,493.75)	1.71	1.71	2.91
DTD 08/29/2017 1.625% 09/04/2020												
INTERNATIONAL FINANCE CORPORATION NOTE		459050KCM0	25,000,000.00	BK AMER		98.64	24,659,975.00	(266,525.00)	(286,844.00)	2.07	2.07	2.91
DTD 01/25/2018 2.250% 01/25/2021												
INTER-AMERICAN DEVELOPMENT BANK NOTE		4581XOXB1	50,000,000.00	CITIGRP		99.33	49,665,600.00	(224,400.00)	(246,315.50)	2.29	2.29	2.92
DTD 04/19/2018 2.625% 04/19/2021												
INTL BANK OF RECONSTRUCTION AND DEV NOTE		459058GH0	50,000,000.00	MORGANST		99.54	49,770,750.00	(112,250.00)	(125,418.00)	2.51	2.51	2.93
DTD 07/25/2018 2.750% 07/23/2021												
INTL BANK OF RECON AND DEV GLOBAL NOTES		459058GF4	20,000,000.00	DEUTSCHE		97.68	19,536,920.00	(418,080.00)	(428,601.20)	2.88	2.88	2.93
DTD 12/13/2017 2.125% 12/13/2021												



Managed Account Fair Market Value & Analytics

For the Month Ending **November 30, 2018**

SAN BERNARDINO COUNTY - 76990800

Security Type/Description	Dated Date/Coupon/Maturity	CUSIP	Par	Broker	Next Call Date	Market Price	Market Value	Unreal G/L On Cost	Unreal G/L Amort Cost	Effective Duration	Duration to Worst at Mkt	YTM
Supra-National Agency Bond / Note												
INTER-AMERICAN DEVELOPMENT BANK	4581X0DD7		25,000,000.00	JPMCHASE		99.89	24,971,525.00	27,525.00	25,129.50	3.57	3.57	3.03
NOTE												
DTD 09/26/2018 3.000% 09/26/2022												
Security Type Sub-Total			645,000,000.00				637,859,395.00	(5,144,980.00)	(6,441,492.20)	1.28	1.28	2.82

NOW Account												
BANK OF THE WEST MONEY MARKET FUND	BKOFWEST7		2,000.00	DIRECT		1.00	2,000.00	0.00	0.00	0.00	0.00	2.31
BANK OF THE WEST MONEY MARKET FUND	BKOFWEST7		14,998,000.00	DIRECT		1.00	14,998,000.00	0.00	0.00	0.00	0.00	2.31
BANK OF THE WEST MONEY MARKET FUND	BKOFWEST7		20,000,000.00	DIRECT		1.00	20,000,000.00	0.00	0.00	0.00	0.00	2.31
BANK OF THE WEST MONEY MARKET FUND	BKOFWEST7		25,000,000.00	DIRECT		1.00	25,000,000.00	0.00	0.00	0.00	0.00	2.31
BANK OF THE WEST MONEY MARKET FUND	BKOFWEST7		35,000,000.00	DIRECT		1.00	35,000,000.00	0.00	0.00	0.00	0.00	2.31
BANK OF THE WEST MONEY MARKET FUND	BKOFWEST7		50,000,000.00	DIRECT		1.00	50,000,000.00	0.00	0.00	0.00	0.00	2.31
BANK OF THE WEST MONEY MARKET FUND	BKOFWEST7		80,000,000.00	DIRECT		1.00	80,000,000.00	0.00	0.00	0.00	0.00	2.31
Security Type Sub-Total			225,000,000.00				225,000,000.00	0.00	0.00	0.00	0.00	2.31

Money Market Mutual Fund												
FIDELITY GOVT MM FUND 2642	31607A703		1,000,000.00			1.00	1,000,000.00	0.00	0.00	0.00	0.00	2.10
FEDERATED GOVT OBLIGATIONS FUND	608919718		1,000,000.00			1.00	1,000,000.00	0.00	0.00	0.00	0.00	2.08
Security Type Sub-Total			2,000,000.00				2,000,000.00	0.00	0.00	0.00	0.00	2.09

Joint Powers Authority												
CALIFORNIA ASSET MANAGEMENT PROGRAM	CAMPMF025		13,000,000.00	DIRECT		1.00	13,000,000.00	0.00	0.00	0.00	0.00	2.37
CALIFORNIA ASSET MANAGEMENT PROGRAM	CAMPMF025		18,000,000.00	DIRECT		1.00	18,000,000.00	0.00	0.00	0.00	0.00	2.37
CALIFORNIA ASSET MANAGEMENT PROGRAM	CAMPMF025		24,000,000.00	DIRECT		1.00	24,000,000.00	0.00	0.00	0.00	0.00	2.37
CALIFORNIA ASSET MANAGEMENT PROGRAM	CAMPMF025		25,000,000.00	DIRECT		1.00	25,000,000.00	0.00	0.00	0.00	0.00	2.37
CALIFORNIA ASSET MANAGEMENT PROGRAM	CAMPMF025		25,000,000.00	DIRECT		1.00	25,000,000.00	0.00	0.00	0.00	0.00	2.37



Managed Account Fair Market Value & Analytics

For the Month Ending **November 30, 2018**

SAN BERNARDINO COUNTY - 76990800

Security Type/Description	Dated Date/Coupon/Maturity	CUSIP	Par	Broker	Next Call Date	Market Price	Market Value	Unreal G/L On Cost	Unreal G/L Amort Cost	Effective Duration	Duration to Worst at Mkt	YTM
Joint Powers Authority												
CALIFORNIA ASSET MANAGEMENT PROGRAM	CAMPMF025		45,000,000.00	DIRECT		1.00	45,000,000.00	0.00	0.00	0.00	0.00	2.37
CALIFORNIA ASSET MANAGEMENT PROGRAM	CAMPMF025		50,000,000.00	DIRECT		1.00	50,000,000.00	0.00	0.00	0.00	0.00	2.37
Security Type Sub-Total			200,000,000.00			200,000,000.00		0.00	0.00	0.00	0.00	2.37
Federally Insured Cash Account												
STONECASTLE FICA	FICAMF003		1,000,000.00	DIRECT		1.00	1,000,000.00	0.00	0.00	0.00	0.00	2.07
Security Type Sub-Total			1,000,000.00			1,000,000.00		0.00	0.00	0.00	0.00	2.07
Federal Agency Discount Note												
FANNIE MAE DISC NOTE DTD 01/08/2018 0.000% 01/02/2019	313588AB1		200,000,000.00	BARCLAYS		99.79	199,587,928.00	18,622.44	(18,294.00)	0.09	0.09	2.25
Security Type Sub-Total			200,000,000.00			199,587,928.00		18,622.44	(18,294.00)	0.09	0.09	2.25
Federal Agency Bond / Note												
FHLB NOTES DTD 12/08/2016 1.250% 01/16/2019	3130AAE46		50,000,000.00	BK AMER		99.86	49,931,000.00	(67,000.00)	(68,870.50)	0.13	0.13	2.32
FNMA BENCHMARK NOTE DTD 02/23/2016 1.000% 02/26/2019	3135G0J53		25,000,000.00	JPMCHASE		99.68	24,919,700.00	(21,300.00)	(75,606.25)	0.24	0.24	2.35
FHLMC NOTES (EX-CALLABLE) DTD 02/28/2017 1.375% 02/28/2019	3134GA6H2		25,000,000.00	MORGANST		99.74	24,935,950.00	(64,050.00)	(64,050.00)	0.24	0.24	2.42
FEDERAL HOME LOAN BANK NOTES DTD 02/06/2012 1.500% 03/08/2019	3133782M2		25,000,000.00	DEUTSCHE		99.76	24,939,100.00	(112,650.00)	(67,890.25)	0.27	0.27	2.39
FEDERAL HOME LOAN BANK NOTES DTD 02/06/2012 1.500% 03/08/2019	3133782M2		25,000,000.00	MORGANST		99.76	24,939,100.00	(113,400.00)	(68,278.50)	0.27	0.27	2.39
FHLB NOTES DTD 03/10/2017 1.375% 03/18/2019	3130AAXX1		75,000,000.00	CITIGRP		99.70	74,775,750.00	(50,250.00)	(198,373.50)	0.30	0.30	2.37
FREDDIE MAC NOTES DTD 03/21/2016 1.125% 04/15/2019	3137EADZ9		25,000,000.00	JPMCHASE		99.50	24,876,125.00	(115,625.00)	(122,853.25)	0.37	0.37	2.46



Managed Account Fair Market Value & Analytics

For the Month Ending November 30, 2018

SAN BERNARDINO COUNTY - 76990800

Security Type/Description	Dated Date/Coupon/Maturity	CUSIP	Par	Broker	Next Call Date	Market Price	Market Value	Unreal G/L On Cost	Unreal G/L Amort Cost	Effective Duration	Duration to Worst at Mkt	YTM
Federal Agency Bond / Note												
FFCB BONDS		3133EHFK4	25,000,000.00	MORGANST		99.57	24,892,050.00	(86,200.00)	(103,799.75)	0.38	0.38	2.46
DTD 04/17/2017 1.320% 04/17/2019												
FANNIE MAE FLOATING NOTES		3135G0U50	10,000,000.00	TOR DOM		99.98	9,997,690.00	(2,310.00)	(2,310.00)	0.00	0.00	2.33
DTD 10/30/2018 2.270% 04/30/2019												
FEDERAL HOME LOAN BANK AGENCY NOTES		3130ABF92	45,000,000.00	BK AMER		99.45	44,750,475.00	(164,475.00)	(228,817.35)	0.49	0.49	2.51
DTD 05/12/2017 1.375% 05/28/2019												
FHLB GLOBAL NOTE		3130A8DB6	50,000,000.00	WELLSFAR		99.20	49,602,200.00	(376,800.00)	(393,908.00)	0.55	0.55	2.57
DTD 06/03/2016 1.125% 06/21/2019												
FFCB BONDS		3133EHSC8	25,000,000.00	OTHER		99.22	24,804,475.00	(177,275.00)	(189,565.25)	0.64	0.64	2.62
DTD 07/24/2017 1.400% 07/24/2019												
FREDDIE MAC GLOBAL NOTES		3137EADK2	23,347,000.00	MORGANST		99.06	23,128,472.08	4,482.62	(180,224.36)	0.66	0.66	2.67
DTD 07/30/2012 1.250% 08/01/2019												
FREDDIE MAC NOTES		3137EAEH8	10,000,000.00	BNY		99.10	9,909,670.00	(68,730.00)	(82,189.50)	0.70	0.70	2.67
DTD 07/19/2017 1.375% 08/15/2019												
FREDDIE MAC NOTES		3137EAEH8	75,000,000.00	JPM		99.10	74,322,525.00	(567,225.00)	(639,510.75)	0.70	0.70	2.67
DTD 07/19/2017 1.375% 08/15/2019												
FNMA NOTES		3135G0P49	50,000,000.00	DEUTSCHE		98.78	49,389,450.00	(532,550.00)	(590,971.00)	0.73	0.73	2.67
DTD 09/02/2016 1.000% 08/28/2019												
FREDDIE MAC GLOBAL NOTES		3137EADM8	10,000,000.00	OTHER		98.76	9,876,020.00	(72,980.00)	(102,631.90)	0.82	0.82	2.75
DTD 10/02/2012 1.250% 10/02/2019												
FEDERAL HOME LOAN BANK NOTES		3130ACM92	50,000,000.00	CITIGRP		98.89	49,443,800.00	(467,700.00)	(516,937.00)	0.88	0.88	2.77
DTD 10/13/2017 1.500% 10/21/2019												
FANNIE MAE GLOBAL NOTES		3135G0R39	25,000,000.00	BARCLAYS		98.46	24,614,675.00	(318,325.00)	(365,043.25)	0.89	0.89	2.74
DTD 10/25/2016 1.000% 10/24/2019												
FHLB NOTES		3130AA3R7	35,000,000.00	BK AMER		98.70	34,543,250.00	(448,700.00)	(454,142.50)	0.94	0.94	2.76
DTD 11/17/2016 1.375% 11/15/2019												
FEDERAL FARM CREDIT BANKS FLOATING NOTE		3133EJGR4	10,000,000.00	JEFFERIE		99.97	9,996,640.00	(3,360.00)	(3,360.00)	0.05	0.96	2.31
DTD 03/19/2018 2.243% 11/19/2019												
FFCB NOTES		3133EH2S1	50,000,000.00	JEFFERIE		99.08	49,538,200.00	(412,485.50)	(436,156.50)	1.01	1.01	2.79
DTD 12/12/2017 1.875% 12/12/2019												
FHLB NOTES		3130A0JR2	25,000,000.00	TD		99.55	24,887,375.00	(408,325.00)	(261,506.75)	1.00	1.00	2.82
DTD 12/30/2013 2.375% 12/13/2019												



Managed Account Fair Market Value & Analytics

For the Month Ending November 30, 2018

SAN BERNARDINO COUNTY - 76990800

Security Type/Description	Dated Date/Coupon/Maturity	CUSIP	Par	Broker	Next Call Date	Market Price	Market Value	Unreal G/L On Cost	Unreal G/L Amort Cost	Effective Duration	Duration to Worst at Mkt	YTM
Federal Agency Bond / Note												
FREDDIE MAC NOTES	DTD 01/17/2017 1.500% 01/17/2020	3137EAE5	25,000,000.00	CITIGRP		98.61	24,653,400.00	(319,600.00)	(336,307.50)	1.10	1.10	2.75
FNMA NOTES	DTD 01/12/2015 1.625% 01/21/2020	3135G0A78	25,000,000.00	TOR DOM		98.72	24,679,525.00	(324,575.00)	(321,677.00)	1.11	1.11	2.77
FHLB NOTES	DTD 02/09/2018 2.125% 02/11/2020	3130ADN32	75,000,000.00	BARCLAYS		99.21	74,407,425.00	(455,325.00)	(510,118.50)	1.17	1.17	2.80
FNMA NOTES	DTD 02/28/2017 1.500% 02/28/2020	3135G0T29	40,000,000.00	JPMCHASE		98.43	39,373,080.00	(601,320.00)	(616,187.20)	1.22	1.22	2.79
FEDERAL HOME LOAN BANKS NOTES	DTD 03/16/2018 2.375% 03/30/2020	3130ADUJ9	30,000,000.00	CITI		99.43	29,829,750.00	(164,850.00)	(166,599.00)	1.30	1.30	2.81
FHLMC AGENCY NOTES	DTD 04/20/2017 1.375% 04/20/2020	3137EAEF2	25,000,000.00	TD SEC U		98.08	24,518,875.00	(395,625.00)	(441,156.00)	1.36	1.36	2.80
FHLMC NOTES	DTD 04/19/2018 2.500% 04/23/2020	3137EAEF7	35,000,000.00	CITIGRP		99.60	34,858,845.00	(133,455.00)	(135,819.95)	1.36	1.36	2.80
FFCB BONDS	DTD 05/08/2017 1.550% 05/08/2020	3133EHJA2	25,000,000.00	JPM		98.29	24,571,825.00	(414,450.00)	(421,525.50)	1.41	1.41	2.77
FEDERAL HOME LOAN BANKS NOTES	DTD 05/21/2018 2.625% 05/28/2020	3130AECJ7	50,000,000.00	BARCLAYS		99.75	49,876,200.00	(105,800.00)	(110,541.00)	1.45	1.45	2.80
FNMA NOTES	DTD 08/01/2017 1.500% 07/30/2020	3135G0T60	75,000,000.00	BARCLAYS		97.89	73,418,325.00	(1,354,425.00)	(1,454,202.75)	1.62	1.62	2.80
FHLB NOTES	DTD 03/14/2018 2.400% 09/14/2020	3130ADT93	10,000,000.00	JEFFERIE		99.24	9,923,720.00	(70,063.00)	(71,802.00)	1.73	1.73	2.84
FHLB NOTES	DTD 09/08/2017 1.375% 09/28/2020	3130ACE26	40,000,000.00	BARCLAYS		97.40	38,959,440.00	(912,160.00)	(963,131.20)	1.78	1.78	2.85
FEDERAL HOME LOAN BANKS NOTES	DTD 09/07/2018 2.625% 10/01/2020	3130AEWA4	75,000,000.00	BARCLAYS		99.57	74,675,100.00	(163,650.00)	(180,779.25)	1.77	1.77	2.87
FANNIE MAE NOTES	DTD 11/01/2018 2.875% 10/30/2020	3135G0U84	50,000,000.00	JPMCHASE		99.96	49,980,050.00	9,050.00	7,869.50	1.85	1.85	2.90
FHLMC NOTES	DTD 11/15/2017 1.875% 11/17/2020	3137EAEK1	50,000,000.00	CITI		98.11	49,056,550.00	(895,450.00)	(911,807.00)	1.91	1.91	2.87
FHLB CALLABLE NOTES	DTD 01/29/2018 2.250% 01/29/2021	3130ADPV9	25,000,000.00	DEUTSCHE	01/29/20	98.69	24,673,725.00	(326,275.00)	(326,275.00)	2.01	2.08	2.88
FREDDIE MAC NOTES	DTD 02/16/2018 2.375% 02/16/2021	3137EAEI9	50,000,000.00	BARCLAYS		98.95	49,477,050.00	(390,950.00)	(424,878.00)	2.12	2.12	2.87



Managed Account Fair Market Value & Analytics

For the Month Ending November 30, 2018

SAN BERNARDINO COUNTY - 76990800

Security Type/Description	Dated Date/Coupon/Maturity	CUSIP	Par	Broker	Next Call Date	Market Price	Market Value	Unreal G/L On Cost	Unreal G/L Amort Cost	Effective Duration	Duration to Worst at Mkt	YTM
Federal Agency Bond / Note												
FEDERAL FARM CREDIT BANKS NOTES	DTD 04/05/2018 2.540% 04/05/2021	3133EJJD2	50,000,000.00	BK AMER		99.18	49,592,050.00	(420,450.00)	(417,795.50)	2.25	2.25	2.90
FANNIE MAE NOTES		3135G0U27	50,000,000.00	BARCLAYS		99.06	49,529,950.00	(395,550.00)	(410,824.50)	2.28	2.28	2.91
FEDERAL FARM CREDIT BANK NOTES	DTD 04/13/2018 2.500% 04/13/2021	3133EJW70	25,000,000.00	DEUTSCHE		99.89	24,971,300.00	15,550.00	15,358.50	2.38	2.38	2.92
FEDERAL FARM CREDIT BANK NOTES	DTD 11/26/2018 2.875% 05/26/2021	3133EJW70	50,000,000.00	MIZUHO		99.89	49,942,600.00	(23,400.00)	(23,583.50)	2.38	2.38	2.92
FEDERAL FARM CREDIT BANK NOTES	DTD 11/26/2018 2.875% 05/26/2021	3135G0U35	75,000,000.00	TD SEC U		99.73	74,797,200.00	(185,550.00)	(187,878.75)	2.43	2.43	2.86
FEDERAL HOME LOAN BANKS NOTES	DTD 06/25/2018 2.750% 06/22/2021	3130AF5B9	50,000,000.00	BARCLAYS		100.19	50,094,250.00	126,750.00	125,330.00	2.72	2.72	2.93
FEDERAL HOME LOAN BANKS NOTES	DTD 10/12/2018 3.000% 10/12/2021	3130AFAJ6	25,000,000.00	TOR DOM	10/26/20	100.29	25,072,600.00	72,600.00	72,600.00	2.67	1.83	3.13
FEDERAL HOME LOAN BANK NOTES (CALLABLE)	DTD 10/26/2018 3.210% 10/26/2022											
Security Type Sub-Total			1,798,347,000.00				1,783,946,527.08	(12,476,205.88)	(13,428,727.21)	1.30	1.29	2.73

Corporate Note

MICROSOFT CORP NOTES	DTD 08/08/2016 1.100% 08/08/2019	594918BN3	15,000,000.00	CASTLE		98.81	14,822,190.00	10,200.00	(10,051.20)	0.68	0.68	2.85
MICROSOFT CORP NOTES		594918BN3	20,000,000.00	MERRILL		98.81	19,762,920.00	(216,480.00)	(232,309.20)	0.68	0.68	2.85
WAL-MART STORES INC CORP NOTE	DTD 10/20/2017 1.750% 10/09/2019	931142DY6	7,000,000.00	MORGANST		99.04	6,932,982.00	(66,878.00)	(66,949.96)	0.84	0.84	2.89
MICROSOFT CORP NOTES	DTD 02/06/2017 1.850% 02/06/2020	594918BV5	15,000,000.00	BARCLAYS		98.80	14,820,375.00	(169,575.00)	(175,604.70)	1.15	1.15	2.89
JPMORGAN CHASE & CO CALLABLE FLT CORP		48125LRM6	10,000,000.00	JPMCHASE	02/13/19	99.64	9,964,360.00	(35,640.00)	(35,640.00)	0.21	1.18	3.20
WAL-MART STORES INC CORP NOTES	DTD 02/13/2018 2.868% 02/13/2020	931142EG4	10,000,000.00	CITIGRP		99.80	9,980,000.00	(16,900.00)	(17,538.10)	1.50	1.50	2.98
JOHNSON & JOHNSON CORP NOTE	DTD 06/27/2018 2.850% 06/23/2020	478160CH5	3,000,000.00	JPM		98.08	2,942,274.00	(54,516.00)	(55,627.02)	1.89	1.89	2.98



Managed Account Fair Market Value & Analytics

For the Month Ending **November 30, 2018**

SAN BERNARDINO COUNTY - 76990800

Security Type/Description	Dated Date/Coupon/Maturity	CUSIP	Par	Broker	Next Call Date	Market Price	Market Value	Unreal G/L On Cost	Unreal G/L Amort Cost	Effective Duration	Duration to Worst at Mkt	YTM
Corporate Note												
EXXON MOBIL CORPORATE (CALLABLE)		30231GAV4	5,000,000.00	JPMCHASE	02/01/21	97.73	4,886,280.00	(1,070.00)	(1,475.55)	2.14	2.16	3.28
NOTES												
DTD 03/03/2016 2.222% 03/01/2021												
WAL-MART STORES INC CORP NOTES		931142EJ8	7,000,000.00	CITIGRP		99.91	6,993,938.00	(5,712.00)	(5,746.79)	2.41	2.41	3.16
DTD 06/27/2018 3.125% 06/23/2021												
WAL-MART STORES INC CORP NOTES		931142EJ8	10,000,000.00	JPMCHASE		99.91	9,991,340.00	(20,460.00)	(18,816.20)	2.41	2.41	3.16
DTD 06/27/2018 3.125% 06/23/2021												
3M COMPANY		88579YBA8	2,000,000.00	CITI		99.79	1,995,844.00	(56.00)	(337.28)	2.64	2.64	3.08
DTD 09/14/2018 3.000% 09/14/2021												
3M COMPANY CORP (CALLABLE) NOTES		88579YAU5	10,000,000.00	MORGANST	08/19/21	95.83	9,582,890.00	11,690.00	2,089.30	2.69	2.70	3.19
DTD 09/19/2016 1.625% 09/19/2021												
Security Type Sub-Total			114,000,000.00				112,675,393.00	(565,397.00)	(618,006.70)	1.34	1.43	3.00

Commercial Paper

NATIXIS NY BRANCH COMM PAPER		63873KM38	100,000,000.00	FTN		99.98	99,981,800.00	(200.00)	(6,200.00)	0.01	0.01	2.18
DTD 03/06/2018 0.000% 12/03/2018												
MUFG BANK LTD/NY COMM PAPER		62479MML4	75,000,000.00	MUFG		99.87	74,904,225.00	67,850.00	(4,337.25)	0.05	0.05	2.30
DTD 04/03/2018 0.000% 12/20/2018												
MUFG BANK LTD/NY COMM PAPER		62479MML4	100,000,000.00	MUFG		99.87	99,872,300.00	59,994.44	(4,728.00)	0.05	0.05	2.30
DTD 04/03/2018 0.000% 12/20/2018												
CREDIT AGRICOLE CIB NY COMM PAPER		22533UMU4	50,000,000.00	CREDITAG		99.83	49,913,800.00	189,300.00	(700.00)	0.08	0.08	2.22
-- 0.000% 12/28/2018												
CREDIT AGRICOLE CIB NY COMM PAPER		22533UMU4	50,000,000.00	CREDITAG		99.83	49,913,800.00	107,133.33	800.00	0.08	0.08	2.22
-- 0.000% 12/28/2018												
TOYOTA MOTOR CREDIT CORP COMM PAPER		89233HN26	75,000,000.00	TOYOTA		99.79	74,840,850.00	165,850.00	849.75	0.09	0.09	2.32
DTD 05/02/2018 0.000% 01/02/2019												
AMERICAN HONDA FINANCE COMM PAPER		02665KN86	40,000,000.00	BONY		99.74	39,896,520.00	78,753.33	(5,946.80)	0.11	0.11	2.39
DTD 10/01/2018 0.000% 01/08/2019												
JP MORGAN SECURITIES LLC COMM PAPER		466400Q12	25,000,000.00	JPMCHASE		99.32	24,831,200.00	197,519.44	(12,550.00)	0.25	0.25	2.69
DTD 06/04/2018 0.000% 03/01/2019												



Managed Account Fair Market Value & Analytics

For the Month Ending **November 30, 2018**

SAN BERNARDINO COUNTY - 76990800

Security Type/Description	Dated Date/Coupon/Maturity	CUSIP	Par	Broker	Next Call Date	Market Price	Market Value	Unreal G/L On Cost	Unreal G/L Amort Cost	Effective Duration	Duration to Worst at Mkt	YTM
Commercial Paper												
TOYOTA MOTOR CREDIT CORP COMM PAPER	89233HS13	25,000,000.00	TOYOTA	98.83	24,707,400.00	184,031.94	(21,009.75)	0.41	0.41	0.41	0.41	2.80
JP MORGAN SECURITIES LLC COMM PAPER	46640OS10	25,000,000.00	JPMCHASE	98.83	24,706,875.00	70,291.67	(13,145.75)	0.41	0.41	0.41	0.41	2.81
DTD 10/16/2018 0.000% 05/01/2019												
Security Type Sub-Total		565,000,000.00				563,568,770.00	(66,967.80)	0.10	0.10	0.10	0.10	2.34
Certificate of Deposit												
BANK OF MONTREAL CHICAGO CERT DEPOS	06371EZH3	25,000,000.00	BMO_DIR	99.98	24,994,976.75	(5,023.25)	(5,023.25)	0.05	0.05	0.05	0.05	2.35
DTD 12/18/2017 1.990% 12/18/2018												
CBA AUSTRALIA NY FLOATING CERT DEPOS	20271EMZ9	25,000,000.00	ICAP	99.98	24,994,000.00	(6,000.00)	(6,000.00)	0.05	0.05	0.05	0.05	2.58
DTD 12/19/2017 2.543% 12/19/2018												
SUMITOMO MITSUBI BANK NY CERT DEPOS	86565BRK9	156,000,000.00	SMBC	99.99	155,978,495.40	(21,504.60)	(21,504.60)	0.05	0.05	0.05	0.05	2.35
DTD 11/27/2018 2.220% 12/19/2018												
WESTPAC BANKING CORP NY FLOATING CD	96121T5H7	25,000,000.00	JEFFERIE	99.98	24,995,750.00	(4,250.00)	(4,250.00)	0.06	0.06	0.06	0.06	2.42
DTD 12/21/2017 2.530% 12/21/2018												
US BANK NA CINCINNATI CERT DEPOS	90333WYJ3	25,000,000.00	US BANK	99.98	24,993,966.25	(6,033.75)	(6,033.75)	0.09	0.09	0.09	0.09	2.40
DTD 08/22/2018 2.300% 01/02/2019												
ROYAL BANK OF CANADA NY FLT CERT DEPOS	78009N5Z5	25,000,000.00	ROYAL	100.03	25,006,825.00	6,825.00	6,825.00	0.01	0.01	0.01	0.01	1.91
DTD 01/03/2018 2.599% 01/03/2019												
SVENSKA HANDELSBANKEN NY CD	86958JHB8	20,700,000.00	CASTLE	99.95	20,688,739.20	74,934.00	4,305.39	0.11	0.11	0.11	0.11	2.17
DTD 01/12/2017 1.890% 01/10/2019												
NORDEA BK AB (PUBL)/NY CERT DEPOS	65590AYN0	50,000,000.00	RBC CAP	99.98	49,989,891.50	(10,108.50)	(10,108.50)	0.15	0.15	0.15	0.15	2.56
DTD 06/28/2018 2.450% 01/24/2019												
TORONTO DOMINION BANK NY CERT DEPOS	89113XVC5	25,000,000.00	TOR DOM	99.84	24,960,840.25	(39,159.75)	(39,159.75)	0.15	0.15	0.15	0.15	2.56
DTD 01/25/2018 2.150% 01/25/2019												
ROYAL BANK OF CANADA CERT DEPOS	78012UFP5	23,700,000.00	ROYAL	99.93	23,682,585.48	(11,595.88)	(12,759.60)	0.17	0.17	0.17	0.17	2.60
DTD 07/30/2018 2.420% 01/30/2019												



Managed Account Fair Market Value & Analytics

For the Month Ending **November 30, 2018**

SAN BERNARDINO COUNTY - 76990800

Security Type/Description	Dated Date/Coupon/Maturity	CUSIP	Par	Broker	Next Call Date	Market Price	Market Value	Unreal G/L On Cost	Unreal G/L Amort Cost	Effective Duration	Duration to Worst at Mkt	YTM
Certificate of Deposit												
BANK OF AMERICA NA CERT DEPOS	06052TB74	50,000,000.00	BK AMER			99.92	49,958,732.00	(41,268.00)	(41,268.00)	0.17	0.17	2.61
DTD 08/30/2018 2.400% 02/01/2019												
COMMONWEALTH BANK OF AUSTRALIA NY	20271ENES	50,000,000.00	ICAP			99.93	49,966,500.00	(33,500.00)	(33,500.00)	0.07	0.24	2.60
FLT C												
DTD 02/27/2018 2.602% 02/27/2019												
BMO HARRIS BANK NA FLOATING CERT	05574BJT8	25,000,000.00	BMOHAR			99.93	24,982,000.00	(18,000.00)	(18,000.00)	0.01	0.25	2.96
DEPOS												
DTD 06/06/2018 2.669% 03/01/2019												
CBA AUSTRALIA CERT DEPOS	20271EPW3	25,000,000.00	ICAP			99.90	24,975,960.75	(24,039.25)	(24,039.25)	0.25	0.25	2.75
DTD 10/25/2018 2.570% 03/01/2019												
WESTPAC BANKING CORP NY FLT CERT	96121T7C6	50,000,000.00	ICAP			100.02	50,008,000.00	8,000.00	8,000.00	0.02	0.27	2.59
DEPOS												
DTD 03/06/2018 2.648% 03/06/2019												
ROYAL BANK OF CANADA NY FLT CERT	78012UCT0	25,000,000.00	ROYAL			100.04	25,010,250.00	10,250.00	10,250.00	0.10	0.36	2.43
DEPOS												
DTD 04/09/2018 2.638% 04/09/2019												
NORDEA BK AB (PUBL)/NY FLOATING CD	65590ATJ5	25,000,000.00	ICAP			99.98	24,994,750.00	(5,250.00)	(5,250.00)	0.07	0.40	2.75
DTD 03/14/2018 2.715% 04/22/2019												
BANK OF NOVA SCOTIA HOUSTON FLT CD	06417GR34	25,000,000.00	BNS			100.01	25,001,750.00	1,750.00	1,750.00	0.17	0.42	2.75
DTD 03/29/2018 2.791% 05/01/2019												
BANK OF AMERICA NA CERT DEPOS	06052TB90	25,000,000.00	BK AMER			99.88	24,970,999.75	(29,000.25)	(29,000.25)	0.40	0.40	2.86
DTD 09/19/2018 2.600% 05/01/2019												
BANK OF MONTREAL CHICAGO FLOATING	06371E5T0	25,000,000.00	BMO_DIR			99.88	24,968,750.00	(31,250.00)	(31,250.00)	0.01	0.50	2.98
CD												
DTD 05/11/2018 2.699% 06/03/2019												
BANK OF MONTREAL CHICAGO FLOATING	06371E7H4	25,000,000.00	BMO_DIR			99.86	24,963,750.00	(36,250.00)	(36,250.00)	0.01	0.50	2.97
CD												
DTD 06/05/2018 2.649% 06/03/2019												
ROYAL BANK OF CANADA NY FLT CERT	78012UDY8	25,000,000.00	ROYAL			99.96	24,990,000.00	(10,000.00)	(10,000.00)	0.01	0.50	2.76
DEPOS												
DTD 06/05/2018 2.649% 06/03/2019												
WESTPAC BANKING CORP NY FLOAT CERT	96121T7M4	25,000,000.00	ICAP			100.00	24,999,250.00	(750.00)	(750.00)	0.01	0.50	2.66
DEPOS												
DTD 06/06/2018 2.629% 06/03/2019												



Managed Account Fair Market Value & Analytics

For the Month Ending November 30, 2018

SAN BERNARDINO COUNTY - 76990800

Security Type/Description	Dated Date/Coupon/Maturity	CUSIP	Par	Broker	Next Call Date	Market Price	Market Value	Unreal G/L On Cost	Unreal G/L Amort Cost	Effective Duration	Duration to Worst at Mkt	YTM
Certificate of Deposit												
TORONTO DOMINION BANK NY FLT CERT DEPOS	89113X2H6	25,000,000.00	TOR DOM	99.95	24,988,500.00	(11,500.00)	(11,500.00)	0.01	0.50	2.76		
DTD 06/07/2018 2.639% 06/03/2019												
ROYAL BANK OF CANADA NY FLT CERT DEPOS	78012UDZ5	25,000,000.00	ROYAL	99.97	24,991,250.00	(8,750.00)	(8,750.00)	0.01	0.58	2.75		
DTD 06/05/2018 2.669% 07/01/2019												
BANK OF NOVA SCOTIA HOUSTON FLT CD	06417GT99	25,000,000.00	BNS	99.87	24,966,750.00	(33,250.00)	(33,250.00)	0.01	0.58	2.92		
DTD 06/06/2018 2.669% 07/01/2019												
TORONTO DOMINION BANK NY FLT CERT DEPOS	89113X2J2	25,000,000.00	TOR DOM	99.87	24,966,750.00	(33,250.00)	(33,250.00)	0.01	0.58	2.89		
DTD 06/07/2018 2.639% 07/01/2019												
SVENSKA HANDELSBANKEN NY FLOATING CD	86958JH85	50,000,000.00	ICAP	99.98	49,991,500.00	(8,500.00)	(8,500.00)	0.01	0.58	2.68		
DTD 06/06/2018 2.629% 07/01/2019												
US BANK NA CINCINNATI CERT DEPOS	90333VY07	25,000,000.00	BNY	99.74	24,935,466.75	(64,533.25)	(64,533.25)	0.74	0.74	3.04		
DTD 09/05/2018 2.720% 09/03/2019												
TORONTO DOMINION BANK NY CERT DEPOS	89114MJN8	25,000,000.00	TOR DOM	99.92	24,979,625.00	(20,375.00)	(20,375.00)	0.88	0.88	3.11		
DTD 10/19/2018 3.000% 11/01/2019												
Security Type Sub-Total			1,000,400,000.00				(411,382.48)		(483,174.81)	0.11	0.30	2.61
Bank Note												
US BANK NA CINCINNATI CALLABLE BANK NOTE	90331HNU3	10,000,000.00	BARCLAYS	99.73	9,973,030.00	(22,170.00)	(22,997.40)	1.55	1.58	3.22		
DTD 07/24/2018 3.050% 07/24/2020												
US BANK NA CALLABLE BANK NOTE	90331HNG4	40,000,000.00	MORGANST	97.67	39,068,360.00	(923,640.00)	(926,520.40)	1.83	1.84	3.33		
DTD 10/24/2017 2.050% 10/23/2020												
US BANK NA CINCINNATI CALLABLE BANK NOTE	90331HNP4	15,000,000.00	US BANK	99.43	14,914,920.00	(84,180.00)	(84,352.65)	2.25	2.29	3.40		
DTD 04/26/2018 3.150% 04/26/2021												
US BANK BANK NOTE (CALLABLE)	90331HIX7	10,000,000.00	MORGANST	99.99	9,999,260.00	13,060.00	12,876.50	2.75	2.79	3.45		
DTD 11/16/2018 3.450% 11/16/2021												
Security Type Sub-Total			75,000,000.00				(1,016,930.00)		(1,020,993.95)	2.00	2.02	3.34



Managed Account Fair Market Value & Analytics

For the Month Ending **November 30, 2018**

SAN BERNARDINO COUNTY - 76990800

Security Type/Description	Dated Date/Coupon/Maturity	CUSIP	Par	Broker	Next Call Date	Market Price	Market Value	Unreal G/L On Cost	Unreal G/L Amort Cost	Effective Duration	Duration to Worst at Mkt	YTM
Managed Account Sub-Total			6,375,747,000.00			6,326,681,560.16	(29,979,811.78)	(37,524,572.67)		0.86	0.89	2.64
Securities Sub-Total			\$6,375,747,000.00			\$6,326,681,560.16	(\$29,979,811.78)	(\$37,524,572.67)		0.86	0.89	2.64%
Accrued Interest						\$18,211,455.79						
Total Investments						\$6,344,893,015.95						



Managed Account Security Transactions & Interest

For the Month Ending **November 30, 2018**

SAN BERNARDINO COUNTY - 76990800

Transaction Type	Trade	Settle	Security Description	CUSIP	Par	Principal Proceeds	Accrued Interest	Total	Realized G/L Cost	Realized G/L Amort Cost	Sale Method
BUY											
	10/30/18	11/01/18	FANNIE MAE NOTES DTD 11/01/2018 2.875% 10/30/2020	3135GOU84	50,000,000.00	(49,971,000.00)	0.00	(49,971,000.00)			
	10/30/18	11/01/18	MICROSOFT CORP NOTES DTD 08/08/2016 1.100% 08/08/2019	594918BN3	15,000,000.00	(14,811,990.00)	(38,041.67)	(14,850,031.67)			
	11/01/18	11/01/18	MJFG BANK LTD/NY COMM PAPER DTD 05/09/2018 0.000% 11/13/2018	62479MLD3	35,000,000.00	(34,973,866.67)	0.00	(34,973,866.67)			
	11/01/18	11/01/18	BNP PARIBAS NY BRANCH COMM PAPER DTD 02/05/2018 0.000% 11/02/2018	09659CL22	182,000,000.00	(181,989,029.44)	0.00	(181,989,029.44)			
	11/02/18	11/02/18	BNP PARIBAS NY BRANCH COMM PAPER DTD 02/12/2018 0.000% 11/05/2018	09659CL55	200,000,000.00	(199,963,833.33)	0.00	(199,963,833.33)			
	11/02/18	11/02/18	COOPERATIEVE RABOBANK UA COMM PAPER DTD 11/02/2018 0.000% 11/05/2018	21687BL58	42,000,000.00	(41,992,440.00)	0.00	(41,992,440.00)			
	11/05/18	11/05/18	BNP PARIBAS NY BRANCH COMM PAPER -- 0.000% 11/06/2018	09659CL63	183,000,000.00	(182,988,969.17)	0.00	(182,988,969.17)			
	11/05/18	11/05/18	SUMITOMO MITSUI BANK NY CERT DEPOS DTD 11/05/2018 2.230% 11/30/2018	86565BOP9	52,000,000.00	(52,000,000.00)	0.00	(52,000,000.00)			
	11/05/18	11/05/18	MJFG BANK LTD/NY COMM PAPER DTD 05/09/2018 0.000% 11/13/2018	62479MLD3	36,000,000.00	(35,982,240.00)	0.00	(35,982,240.00)			
	11/05/18	11/07/18	3M COMPANY CORP (CALLABLE) NOTES DTD 09/19/2016 1.625% 09/19/2021	88579YAU5	10,000,000.00	(9,571,200.00)	(21,666.67)	(9,592,866.67)			
	11/06/18	11/06/18	BNP PARIBAS NY BRANCH COMM PAPER DTD 03/07/2018 0.000% 11/07/2018	09659CL71	177,000,000.00	(176,989,330.83)	0.00	(176,989,330.83)			
	11/07/18	11/07/18	BNP PARIBAS NY BRANCH COMM PAPER DTD 05/11/2018 0.000% 11/08/2018	09659CL89	176,000,000.00	(175,989,391.11)	0.00	(175,989,391.11)			
	11/08/18	11/08/18	BNP PARIBAS NY BRANCH COMM PAPER DTD 02/12/2018 0.000% 11/09/2018	09659CL97	129,000,000.00	(128,992,224.17)	0.00	(128,992,224.17)			
	11/08/18	11/08/18	SUMITOMO MITSUI BANK NY CERT DEPOS DTD 11/08/2018 2.190% 11/19/2018	86565BOV6	30,000,000.00	(30,000,000.00)	0.00	(30,000,000.00)			
	11/09/18	11/09/18	BNP PARIBAS NY BRANCH COMM PAPER DTD 05/14/2018 0.000% 11/13/2018	09659CLD8	53,000,000.00	(52,987,221.11)	0.00	(52,987,221.11)			



Managed Account Security Transactions & Interest

For the Month Ending **November 30, 2018**

SAN BERNARDINO COUNTY - 76990800

Transaction Type	Trade	Settle	Security Description	CUSIP	Par	Principal Proceeds	Accrued Interest	Total	Realized G/L Cost	Realized G/L Amort Cost	Sale Method
BUY											
	11/13/18	11/13/18	BNP PARIBAS NY BRANCH COMM PAPER DTD 11/05/2018 0.000% 11/14/2018	09659CLE6	116,000,000.00	(115,993,007.78)	0.00	(115,993,007.78)			
	11/13/18	11/14/18	INTL BANK OF RECON AND DEV DISC NOTE	459053T87	75,000,000.00	(74,835,375.00)	0.00	(74,835,375.00)			
	11/13/18	11/16/18	-- 0.000% 12/20/2018 US BANK BANK NOTE (CALLABLE) DTD 11/16/2018 3.450% 11/16/2021	90331HNX7	10,000,000.00	(9,986,200.00)	0.00	(9,986,200.00)			
	11/15/18	11/15/18	NATIXIS NY BRANCH COMM PAPER -- 0.000% 11/16/2018	63873KLG0	14,000,000.00	(13,999,152.22)	0.00	(13,999,152.22)			
	11/15/18	11/16/18	MUFG BANK LTD/NY COMM PAPER DTD 04/03/2018 0.000% 12/20/2018	62479MML4	75,000,000.00	(74,836,375.00)	0.00	(74,836,375.00)			
	11/15/18	11/16/18	ROYAL BANK OF CANADA CERT DEPOS DTD 07/30/2018 2.420% 01/30/2019	78012UFP5	23,700,000.00	(23,694,181.36)	(173,655.17)	(23,867,836.53)			
	11/19/18	11/19/18	NATIXIS NY BRANCH COMM PAPER	63873KLL9	38,000,000.00	(37,997,720.00)	0.00	(37,997,720.00)			
	11/20/18	11/21/18	DTD 02/23/2018 0.000% 11/20/2018 NATIXIS NY BRANCH COMM PAPER	63873KLS4	156,000,000.00	(155,953,200.00)	0.00	(155,953,200.00)			
	11/20/18	11/21/18	DTD 08/24/2018 0.000% 11/26/2018 MUFG BANK LTD/NY COMM PAPER	62479MML4	100,000,000.00	(99,812,305.56)	0.00	(99,812,305.56)			
	11/20/18	11/26/18	DTD 04/03/2018 0.000% 12/20/2018 FEDERAL FARM CREDIT BANK NOTES	3133EJW70	50,000,000.00	(49,966,000.00)	0.00	(49,966,000.00)			
	11/26/18	11/26/18	DTD 11/26/2018 2.875% 05/26/2021 NATIXIS NY BRANCH COMM PAPER -- 0.000% 11/27/2018	63873KLT2	110,000,000.00	(109,993,400.00)	0.00	(109,993,400.00)			
	11/26/18	11/27/18	FEDERAL FARM CREDIT BANK NOTES DTD 11/26/2018 2.875% 05/26/2021	3133EJW70	25,000,000.00	(24,955,750.00)	(1,996.53)	(24,957,746.53)			
	11/26/18	11/28/18	EXXON MOBIL CORPORATE (CALLABLE) NOTES	30231GAV4	5,000,000.00	(4,887,350.00)	(26,849.17)	(4,914,199.17)			
	11/27/18	11/27/18	DTD 03/03/2016 2.222% 03/01/2021 SUMITOMO MITSUI BANK NY CERT DEPOS	86565BRK9	156,000,000.00	(156,000,000.00)	0.00	(156,000,000.00)			
	11/28/18	11/28/18	DTD 11/27/2018 2.220% 12/19/2018 FANNIE MAE DISC NOTE DTD 01/08/2018 0.000% 01/02/2019	313588AB1	200,000,000.00	(199,569,305.56)	0.00	(199,569,305.56)			



Managed Account Security Transactions & Interest

For the Month Ending **November 30, 2018**

SAN BERNARDINO COUNTY - 76990800

Transaction Type	Trade	Settle	Security Description	CUSIP	Par	Principal Proceeds	Accrued Interest	Total	Realized G/L Cost	Realized G/L Amort Cost	Sale Method
BUY											
	11/28/18	11/28/18	NATIXIS NY BRANCH COMM PAPER -- 0.000% 11/29/2018	63873KLV7	110,000,000.00	(109,993,400.00)	0.00	(109,993,400.00)			
	11/29/18	11/29/18	NATIXIS NY BRANCH COMM PAPER DTD 07/03/2018 0.000% 11/30/2018	63873KLW5	62,000,000.00	(61,996,280.00)	0.00	(61,996,280.00)			
	11/30/18	11/30/18	NATIXIS NY BRANCH COMM PAPER DTD 03/06/2018 0.000% 12/03/2018	63873KM38	100,000,000.00	(99,982,000.00)	0.00	(99,982,000.00)			
Transaction Type Sub-Total					2,795,700,000.00	(2,793,653,738.31)	(262,209.21)	(2,793,915,947.52)			
INTEREST											
	11/01/18	11/01/18	ROYAL BANK OF CANADA NY FLOATING CERT D	78012UDG7	25,000,000.00	0.00	52,011.11	52,011.11			
	11/01/18	11/01/18	DTD 04/18/2018 2.416% 11/01/2018 SVENSKA HANDELSBANKEN NY FLOATING CD	86958JH85	50,000,000.00	0.00	109,188.90	109,188.90			
	11/01/18	11/01/18	DTD 06/06/2018 2.629% 07/01/2019 TORONTO DOMINION BANK NY FLT CERT DEPOS	89113X2J2	25,000,000.00	0.00	54,809.73	54,809.73			
	11/01/18	11/01/18	DTD 06/07/2018 2.639% 07/01/2019 BANK OF AMERICA NA CERT DEPOS	06052TZS2	50,000,000.00	0.00	715,055.55	715,055.55			
	11/01/18	11/01/18	DTD 04/04/2018 2.440% 11/01/2018 BANK OF NOVA SCOTIA HOUSTON FLT CD	06417GR34	25,000,000.00	0.00	165,672.20	165,672.20			
	11/01/18	11/01/18	DTD 03/29/2018 2.791% 05/01/2019 ROYAL BANK OF CANADA NY FLT CERT DEPOS	78012UDZ5	25,000,000.00	0.00	55,455.55	55,455.55			
	11/01/18	11/01/18	DTD 06/05/2018 2.669% 07/01/2019 BANK OF NOVA SCOTIA HOUSTON FLT CD	06417GT99	25,000,000.00	0.00	55,455.55	55,455.55			
	11/01/18	11/01/18	DTD 06/06/2018 2.669% 07/01/2019 BMO HARRIS BANK NA FLOATING CERT DEPOS	05574BJT8	25,000,000.00	0.00	55,455.55	55,455.55			
	11/01/18	11/01/18	DTD 06/06/2018 2.669% 03/01/2019								



Managed Account Security Transactions & Interest

For the Month Ending **November 30, 2018**

SAN BERNARDINO COUNTY - 76990800

Transaction Type	Trade	Settle	Security Description	CUSIP	Par	Principal Proceeds	Accrued Interest	Total	Realized G/L Cost	Realized G/L Amort Cost	Sale Method
INTEREST											
	11/03/18	11/03/18	ROYAL BANK OF CANADA NY FLT CERT DEPOS	78012UDY8	25,000,000.00	0.00	58,784.23	58,784.23			
	11/03/18	11/03/18	DTD 06/05/2018 2.649% 06/03/2019 MICROSOFT CORP NOTES	594918BF0	5,000,000.00	0.00	32,500.00	32,500.00			
	11/03/18	11/03/18	DTD 11/03/2015 1.300% 11/03/2018 MICROSOFT CORP NOTES	594918BF0	5,000,000.00	0.00	32,500.00	32,500.00			
	11/03/18	11/03/18	DTD 11/03/2015 1.300% 11/03/2018 MICROSOFT CORP NOTES	594918BF0	5,000,000.00	0.00	32,500.00	32,500.00			
	11/03/18	11/03/18	DTD 11/03/2015 1.300% 11/03/2018 WESTPAC BANKING CORP NY FLOAT CERT DEPOS	96121T7M4	25,000,000.00	0.00	58,325.90	58,325.90			
	11/03/18	11/03/18	DTD 06/06/2018 2.629% 06/03/2019 MICROSOFT CORP NOTES	594918BF0	4,500,000.00	0.00	29,250.00	29,250.00			
	11/03/18	11/03/18	DTD 11/03/2015 1.300% 11/03/2018 MICROSOFT CORP NOTES	594918BF0	1,000,000.00	0.00	6,500.00	6,500.00			
	11/03/18	11/03/18	DTD 11/03/2015 1.300% 11/03/2018 BANK OF MONTREAL CHICAGO FLOATING CD	06371E7H4	25,000,000.00	0.00	58,784.23	58,784.23			
	11/03/18	11/03/18	DTD 06/05/2018 2.649% 06/03/2019 MICROSOFT CORP NOTES	594918BF0	3,500,000.00	0.00	22,750.00	22,750.00			
	11/03/18	11/03/18	DTD 11/03/2015 1.300% 11/03/2018 MICROSOFT CORP NOTES	594918BF0	1,000,000.00	0.00	6,500.00	6,500.00			
	11/05/18	11/05/18	BANK OF MONTREAL CHICAGO FLOATING CD	06371E5T0	25,000,000.00	0.00	59,930.05	59,930.05			
	11/05/18	11/05/18	DTD 05/11/2018 2.699% 06/03/2019 ROYAL BANK OF CANADA NY FLT CERT DEPOS	78009N5Z5	25,000,000.00	0.00	57,638.40	57,638.40			
	11/05/18	11/05/18	DTD 01/03/2018 2.599% 01/03/2019 TORONTO DOMINION BANK NY FLT CERT DEPOS	89113X2H6	25,000,000.00	0.00	58,325.90	58,325.90			
			DTD 06/07/2018 2.639% 06/03/2019								



Managed Account Security Transactions & Interest

For the Month Ending **November 30, 2018**

SAN BERNARDINO COUNTY - 76990800

Trade	Settle	Transaction Type	Security Description	CUSIP	Par	Principal Proceeds	Accrued Interest	Total	Realized G/L Cost	Realized G/L Amort Cost	Sale Method
INTEREST											
11/06/18	11/06/18	WESTPAC BANKING CORP NY FLT CERT DEPOS	96121T7C6	50,000,000.00	0.00	101,371.30	101,371.30	101,371.30			
11/08/18	11/08/18	DTD 03/06/2018 2.648% 03/06/2019 FFCB BONDS	3133EHJA2	25,000,000.00	0.00	193,750.00	193,750.00	193,750.00			
11/10/18	11/10/18	DTD 05/08/2017 1.550% 05/08/2020 JOHNSON & JOHNSON CORP NOTE	478160CH5	3,000,000.00	0.00	29,250.00	29,250.00	29,250.00			
11/12/18	11/12/18	DTD 11/10/2017 1.950% 11/10/2020 INTER-AMERICAN DEVEL BK NOTE	4581X0CX4	25,000,000.00	0.00	203,125.00	203,125.00	203,125.00			
11/13/18	11/13/18	DTD 04/12/2017 1.625% 05/12/2020 INTER-AMERICAN DEVELOPMENT BANK	458182DX7	100,000,000.00	0.00	500,000.00	500,000.00	500,000.00			
11/13/18	11/13/18	DTD 04/12/2016 1.000% 05/13/2019 INTER-AMERICAN DEVELOPMENT BANK	458182DX7	25,000,000.00	0.00	125,000.00	125,000.00	125,000.00			
11/13/18	11/13/18	DTD 04/12/2016 1.000% 05/13/2019 JPMORGAN CHASE & CO CALLABLE FLT CORP	48125LRM6	10,000,000.00	0.00	66,137.78	66,137.78	66,137.78			
11/15/18	11/15/18	DTD 02/13/2018 2.868% 02/13/2020 FHLB NOTES	3130AA3R7	35,000,000.00	0.00	240,625.00	240,625.00	240,625.00			
11/17/18	11/17/18	DTD 11/17/2016 1.375% 11/15/2019 FHLMC NOTES	3137EAEK1	50,000,000.00	0.00	468,750.00	468,750.00	468,750.00			
11/19/18	11/19/18	DTD 11/15/2017 1.875% 11/17/2020 SUMITOMO MITSUI BANK NY CERT DEPOS	86565BOV6	30,000,000.00	0.00	20,075.01	20,075.01	20,075.01			
11/19/18	11/19/18	DTD 11/08/2018 2.190% 11/19/2018 FEDERAL FARM CREDIT BANKS FLOATING NOTE	3133EJGR4	10,000,000.00	0.00	19,133.89	19,133.89	19,133.89			
11/19/18	11/19/18	DTD 03/19/2018 2.243% 11/19/2019 CBA AUSTRALIA NY FLOATING CERT DEPOS	20271EMZ9	25,000,000.00	0.00	54,293.06	54,293.06	54,293.06			
11/21/18	11/21/18	DTD 12/19/2017 2.543% 12/19/2018 WESTPAC BANKING CORP NY FLOATING CD	96121T5H7	25,000,000.00	0.00	52,283.96	52,283.96	52,283.96			
11/21/18	11/21/18	DTD 12/21/2017 2.530% 12/21/2018									



Managed Account Security Transactions & Interest

For the Month Ending **November 30, 2018**

SAN BERNARDINO COUNTY - 76990800

Transaction Type	Trade	Settle	Security Description	CUSIP	Par	Principal Proceeds	Accrued Interest	Total	Realized G/L Cost	Realized G/L Amort Cost	Sale Method
INTEREST											
	11/23/18	11/23/18	NORDEA BK AB (PUBL)/NY FLOATING CD	65590ATJ5	25,000,000.00	0.00	59,547.33	59,547.33			
	11/27/18	11/27/18	DTD 03/14/2018 2.715% 04/22/2019 COMMONWEALTH BANK OF AUSTRALIA NY FLTC	20271ENES	50,000,000.00	0.00	103,712.85	103,712.85			
	11/27/18	11/27/18	DTD 02/27/2018 2.602% 02/27/2019 INTL BANK OF RECON AND DEV GLOBAL NOTES	459058FS7	50,000,000.00	0.00	281,500.00	281,500.00			
	11/28/18	11/28/18	DTD 10/27/2016 1.125% 11/27/2019 FEDERAL HOME LOAN BANKS NOTES	3130AECJ7	50,000,000.00	0.00	681,770.85	681,770.85			
	11/28/18	11/28/18	DTD 05/21/2018 2.625% 05/28/2020 FEDERAL HOME LOAN BANK AGENCY NOTES	3130ABF92	45,000,000.00	0.00	309,375.00	309,375.00			
	11/30/18	11/30/18	DTD 05/12/2017 1.375% 05/28/2019 US TREASURY NOTES	912828VF4	50,000,000.00	0.00	343,750.00	343,750.00			
	11/30/18	11/30/18	DTD 05/31/2013 1.375% 05/31/2020 US TREASURY NOTES	912828WN6	50,000,000.00	0.00	500,000.00	500,000.00			
	11/30/18	11/30/18	DTD 06/02/2014 2.000% 05/31/2021 BANK OF THE WEST MONEY MARKET FUND	BKOFWEST7	0.00	0.00	427,191.78	427,191.78			
	11/30/18	11/30/18	SUMITOMO MITSUI BANK NY CERT DEPOS	86565BOP9	52,000,000.00	0.00	80,527.77	80,527.77			
	11/30/18	11/30/18	DTD 11/05/2018 2.230% 11/30/2018 US TREASURY NOTES	912828UB4	25,000,000.00	0.00	125,000.00	125,000.00			
	11/30/18	11/30/18	DTD 11/30/2012 1.000% 11/30/2019 FEDERATED GOVT OBLIGATIONS FUND	608919718	0.00	0.00	1,734.06	1,734.06			
	11/30/18	11/30/18	US TREASURY NOTES	912828R77	25,000,000.00	0.00	171,875.00	171,875.00			
	11/30/18	11/30/18	DTD 05/31/2016 1.375% 05/31/2021 US TREASURY NOTES	912828XS4	25,000,000.00	0.00	156,250.00	156,250.00			
	11/30/18	11/30/18	DTD 05/31/2017 1.250% 05/31/2019 US TREASURY NOTES	912828XE5	50,000,000.00	0.00	375,000.00	375,000.00			
	11/30/18	11/30/18	DTD 06/01/2015 1.500% 05/31/2020 US TREASURY NOTES	912828XS4	25,000,000.00	0.00	156,250.00	156,250.00			
	11/30/18	11/30/18	DTD 05/31/2017 1.250% 05/31/2019 US TREASURY NOTES								



Managed Account Security Transactions & Interest

For the Month Ending **November 30, 2018**

SAN BERNARDINO COUNTY - 76990800

Transaction Type	Trade	Settle	Security Description	CUSIP	Par	Principal Proceeds	Accrued Interest	Total	Realized G/L Cost	Realized G/L Amort Cost	Sale Method
INTEREST											
	11/30/18	11/30/18	US TREASURY NOTES DTD 11/30/2015 1.625% 11/30/2020	912828M98	25,000,000.00	0.00	203,125.00	203,125.00			
	11/30/18	11/30/18	US TREASURY NOTES DTD 05/31/2012 1.125% 05/31/2019	912828SX9	50,000,000.00	0.00	281,250.00	281,250.00			
	11/30/18	11/30/18	STONECASTLE FICA	FICAMF003	0.00	0.00	1,824.66	1,824.66			
	11/30/18	11/30/18	FIDELITY GOV'T MM FUND 2642	31607A703	0.00	0.00	1,748.15	1,748.15			
	11/30/18	11/30/18	US TREASURY NOTES	912828G53	25,000,000.00	0.00	234,375.00	234,375.00			
	11/30/18	11/30/18	DTD 12/01/2014 1.875% 11/30/2021								
	11/30/18	11/30/18	CALIFORNIA ASSET MANAGEMENT PROGRAM	CAMPMF025	0.00	0.00	387,679.84	387,679.84			
Transaction Type Sub-Total					1,460,000,000.00	0.00	8,734,675.14	8,734,675.14			
MATURITY											
	11/01/18	11/01/18	BNP PARIBAS NY BRANCH COMM PAPER DTD 04/20/2018 0.000% 11/01/2018	09659CL14	243,000,000.00	243,000,000.00	0.00	243,000,000.00	14,647.50	0.00	
	11/01/18	11/01/18	ROYAL BANK OF CANADA NY FLOATING CERT D	78012UIDG7	25,000,000.00	25,000,000.00	0.00	25,000,000.00	0.00	0.00	
	11/01/18	11/01/18	DTD 04/18/2018 2.416% 11/01/2018								
	11/01/18	11/01/18	CREDIT AGRICOLE CIB NY CERT DEPOS DTD 08/01/2018 2.250% 11/01/2018	22534H6J5	30,000,000.00	30,000,000.00	172,500.00	30,172,500.00	0.00	0.00	
	11/01/18	11/01/18	BANK OF AMERICA NA CERT DEPOS DTD 04/04/2018 2.440% 11/01/2018	06052TZS2	50,000,000.00	50,000,000.00	0.00	50,000,000.00	0.00	0.00	
	11/01/18	11/01/18	TOYOTA MOTOR CREDIT CORP COMM PAPER	89233HL10	50,000,000.00	50,000,000.00	0.00	50,000,000.00	402,777.78	0.00	
	11/02/18	11/02/18	DTD 04/05/2018 0.000% 11/01/2018								
	11/02/18	11/02/18	BNP PARIBAS NY BRANCH COMM PAPER DTD 02/05/2018 0.000% 11/02/2018	09659CL22	182,000,000.00	182,000,000.00	0.00	182,000,000.00	10,970.56	0.00	
	11/02/18	11/02/18	MJFG BANK LTD/NY COMM PAPER DTD 05/04/2018 0.000% 11/02/2018	62479MLZ7	35,000,000.00	35,000,000.00	0.00	35,000,000.00	69,688.89	0.00	
	11/03/18	11/03/18	MICROSOFT CORP NOTES	594918BF0	5,000,000.00	5,000,000.00	0.00	5,000,000.00	(7,050.00)	0.00	
	11/03/18	11/03/18	DTD 11/03/2015 1.300% 11/03/2018								
	11/03/18	11/03/18	MICROSOFT CORP NOTES DTD 11/03/2015 1.300% 11/03/2018	594918BF0	3,500,000.00	3,500,000.00	0.00	3,500,000.00	(5,425.00)	0.00	



Managed Account Security Transactions & Interest

For the Month Ending **November 30, 2018**

SAN BERNARDINO COUNTY - 76990800

Transaction Type	Trade	Settle	Security Description	CUSIP	Par	Principal Proceeds	Accrued Interest	Total	Realized G/L Cost	Realized G/L Amort Cost	Sale Method
MATURITY											
	11/03/18	11/03/18	MICROSOFT CORP NOTES	594918BF0	5,000,000.00	5,000,000.00	0.00	5,000,000.00	(7,750.00)	0.00	
			DTD 11/03/2015 1.300% 11/03/2018								
	11/03/18	11/03/18	MICROSOFT CORP NOTES	594918BF0	4,500,000.00	4,500,000.00	0.00	4,500,000.00	(6,750.00)	0.00	
			DTD 11/03/2015 1.300% 11/03/2018								
	11/03/18	11/03/18	MICROSOFT CORP NOTES	594918BF0	1,000,000.00	1,000,000.00	0.00	1,000,000.00	(1,670.00)	0.00	
			DTD 11/03/2015 1.300% 11/03/2018								
	11/03/18	11/03/18	MICROSOFT CORP NOTES	594918BF0	1,000,000.00	1,000,000.00	0.00	1,000,000.00	(1,640.00)	0.00	
			DTD 11/03/2015 1.300% 11/03/2018								
	11/03/18	11/03/18	MICROSOFT CORP NOTES	594918BF0	5,000,000.00	5,000,000.00	0.00	5,000,000.00	(8,500.00)	0.00	
			DTD 11/03/2015 1.300% 11/03/2018								
	11/05/18	11/05/18	BNP PARIBAS NY BRANCH COMM PAPER	09659CL55	200,000,000.00	200,000,000.00	0.00	200,000,000.00	36,166.67	0.00	
			DTD 02/12/2018 0.000% 11/05/2018								
	11/05/18	11/05/18	COOPERATIVE RABOBANK UA COMM PAPER	21687BL58	42,000,000.00	42,000,000.00	0.00	42,000,000.00	7,560.00	0.00	
			DTD 11/02/2018 0.000% 11/05/2018								
	11/06/18	11/06/18	BNP PARIBAS NY BRANCH COMM PAPER	09659CL63	183,000,000.00	183,000,000.00	0.00	183,000,000.00	11,030.83	0.00	
			-- 0.000% 11/06/2018								
	11/07/18	11/07/18	AMERICAN HONDA FINANCE COMM PAPER	02665KL70	70,000,000.00	70,000,000.00	0.00	70,000,000.00	181,377.78	0.00	
			DTD 08/06/2018 0.000% 11/07/2018								
	11/07/18	11/07/18	BNP PARIBAS NY BRANCH COMM PAPER	09659CL71	177,000,000.00	177,000,000.00	0.00	177,000,000.00	10,669.17	0.00	
			DTD 03/07/2018 0.000% 11/07/2018								
	11/08/18	11/08/18	BNP PARIBAS NY BRANCH COMM PAPER	09659CL89	176,000,000.00	176,000,000.00	0.00	176,000,000.00	10,608.89	0.00	
			DTD 05/11/2018 0.000% 11/08/2018								
	11/09/18	11/09/18	BNP PARIBAS NY BRANCH COMM PAPER	09659CL97	129,000,000.00	129,000,000.00	0.00	129,000,000.00	7,775.83	0.00	
			DTD 02/12/2018 0.000% 11/09/2018								
	11/13/18	11/13/18	BNP PARIBAS NY BRANCH COMM PAPER	09659CLD8	53,000,000.00	53,000,000.00	0.00	53,000,000.00	12,778.89	0.00	
			DTD 05/14/2018 0.000% 11/13/2018								
	11/13/18	11/13/18	MJFG BANK LTD/NY COMM PAPER	62479MLD3	35,000,000.00	35,000,000.00	0.00	35,000,000.00	26,133.33	0.00	
			DTD 05/09/2018 0.000% 11/13/2018								
	11/13/18	11/13/18	MJFG BANK LTD/NY COMM PAPER	62479MLD3	36,000,000.00	36,000,000.00	0.00	36,000,000.00	17,760.00	0.00	
			DTD 05/09/2018 0.000% 11/13/2018								
	11/14/18	11/14/18	BNP PARIBAS NY BRANCH COMM PAPER	09659CLE6	116,000,000.00	116,000,000.00	0.00	116,000,000.00	6,992.22	0.00	
			DTD 11/05/2018 0.000% 11/14/2018								



Managed Account Security Transactions & Interest

For the Month Ending **November 30, 2018**

SAN BERNARDINO COUNTY - 76990800

Transaction Type	Trade	Settle	Security Description	CUSIP	Par	Principal Proceeds	Accrued Interest	Total	Realized G/L Cost	Realized G/L Amort Cost	Sale Method	
MATURITY												
	11/16/18	11/16/18	BNP PARIBAS NY BRANCH COMM PAPER DTD 05/22/2018 0.000% 11/16/2018	09659CLG1	25,000,000.00	25,000,000.00	0.00	25,000,000.00	145,569.44	0.00	0.00	
	11/16/18	11/16/18	MUFG BANK LTD/NY COMM PAPER DTD 04/16/2018 0.000% 11/16/2018	62479MLG6	50,000,000.00	50,000,000.00	0.00	50,000,000.00	91,833.33	0.00	0.00	
	11/16/18	11/16/18	NATIXIS NY BRANCH COMM PAPER -- 0.000% 11/16/2018	63873KLG0	14,000,000.00	14,000,000.00	0.00	14,000,000.00	847.78	0.00	0.00	
	11/19/18	11/19/18	SUMITOMO MITSUI BANK NY CERT DEPOS	86565BOV6	30,000,000.00	30,000,000.00	0.00	30,000,000.00	0.00	0.00	0.00	
	11/20/18	11/20/18	NATIXIS NY BRANCH COMM PAPER DTD 02/23/2018 0.000% 11/20/2018	63873KLL9	38,000,000.00	38,000,000.00	0.00	38,000,000.00	2,280.00	0.00	0.00	
	11/21/18	11/21/18	MUFG BANK LTD/NY COMM PAPER DTD 04/23/2018 0.000% 11/21/2018	62479MLM3	35,000,000.00	35,000,000.00	0.00	35,000,000.00	76,027.78	0.00	0.00	
	11/26/18	11/26/18	NATIXIS NY BRANCH COMM PAPER DTD 08/24/2018 0.000% 11/26/2018	63873KLS4	156,000,000.00	156,000,000.00	0.00	156,000,000.00	46,800.00	0.00	0.00	
	11/27/18	11/27/18	NATIXIS NY BRANCH COMM PAPER -- 0.000% 11/27/2018	63873KLT2	110,000,000.00	110,000,000.00	0.00	110,000,000.00	6,600.00	0.00	0.00	
	11/29/18	11/29/18	NATIXIS NY BRANCH COMM PAPER -- 0.000% 11/29/2018	63873KL7	110,000,000.00	110,000,000.00	0.00	110,000,000.00	6,600.00	0.00	0.00	
	11/30/18	11/30/18	SUMITOMO MITSUI BANK NY CERT DEPOS	86565BOP9	52,000,000.00	52,000,000.00	0.00	52,000,000.00	0.00	0.00	0.00	
	11/30/18	11/30/18	TORONTO DOMINION BANK NY CERT DEPOS	89114MGD3	30,000,000.00	30,000,000.00	122,666.67	30,122,666.67	0.00	0.00	0.00	
	11/30/18	11/30/18	NATIXIS NY BRANCH COMM PAPER DTD 09/27/2018 2.300% 11/30/2018	63873KLW5	62,000,000.00	62,000,000.00	0.00	62,000,000.00	3,720.00	0.00	0.00	
	11/30/18	11/30/18	NATIXIS NY BRANCH COMM PAPER DTD 07/03/2018 0.000% 11/30/2018	63873KLW5	62,000,000.00	62,000,000.00	0.00	62,000,000.00	3,720.00	0.00	0.00	
Transaction Type	Sub-Total						2,569,000,000.00	2,569,166.67	2,569,295,166.67	1,168,431.67	0.00	0.00
SELL												
	11/01/18	11/02/18	STONECASTLE FICA	FICAMF003	9,000,000.00	9,000,000.00	0.00	9,000,000.00	0.00	0.00	FIFO	
	11/01/18	11/02/18	STONECASTLE FICA	FICAMF003	25,000,000.00	25,000,000.00	0.00	25,000,000.00	0.00	0.00	FIFO	
Transaction Type	Sub-Total						34,000,000.00	0.00	34,000,000.00	0.00	0.00	0.00



Managed Account Security Transactions & Interest

For the Month Ending **November 30, 2018**

SAN BERNARDINO COUNTY - 76990800

Transaction Type	Trade	Settle	Security Description	CUSIP	Par	Principal Proceeds	Accrued Interest	Total	Realized G/L Cost	Realized G/L Amort Cost	Sale Method
Managed Account Sub-Total						(190,653,738.31)	8,767,632.60	(181,886,105.71)	1,168,431.67	0.00	
Total Security Transactions						(\$190,653,738.31)	\$8,767,632.60	(\$181,886,105.71)	\$1,168,431.67	\$0.00	